

2015 NCAA SKIING CHAMPIONSHIPS

MEN'S SLALOM


































OFFICIAL RESULTS



03/14/2015

TECHNICAL DATA

TD	TED SUTTON	(USA)	COURSE NAME	PARKWAY/THRUWAY/DRAPERS	START ELEV.	685 m
REFEREE	ROYCE VAN EVERA	(USA)			FINISH ELEV.	490 m
CHIEF OF RACE	PAUL VAN SLYKE	(USA)			VERTICAL DROP	195 m
			1st RUN	2nd RUN		
COURSE SETTERS	J. DOWNING	(USA)	B. BLANK	(UNH)		
			68/66	GATES	68/67	
			08:30	START TIME	11:30	
WEATHER: OVERCAST			SNOW: PACKED POWDER GRNULR	START:	0C	FINISH: 0C

PL	BIB	COMPETITOR	TEAM	T I M E			P O I N T S	
				1st	2nd	Total	RACE	TEAM
1	11	GARAND, Dominique	UVM 	58.08	56.95	1:55.03	0.00	40.0
2	8	PHILP, Trevor	DU 	57.75	57.45	1:55.20	0.92	37.0
3	5	LYSDAHL, Espen	DU 	58.58	57.10	1:55.68	3.50	34.0
4	6	BRIGOVIC, Sebastian	DU 	59.33	57.25	1:56.58	8.35	31.0
5	1	WUNSCH, Taylor	UVM 	58.45	58.22	1:56.67	8.84	29.0
6	14	NEUHAUSER, David	MSU 	59.22	57.90	1:57.12	11.26	27.0
7	20	TROW, Andy	UU 	59.98	57.63	1:57.61	13.91	25.0
8	28	ALEXANDER, Sean	UAA 	1:00.10	57.94	1:58.04	16.22	23.0
9	13	RIVET, Philippe	UNH 	59.71	58.46	1:58.17	16.92	22.0
10	2	CONE, Robert	MID 	58.98	59.24	1:58.22	17.19	21.0
11	17	READ, Kevyn	DAR 	1:00.40	58.32	1:58.72	19.89	20.0
12	18	GUNNARSSON, Henrik	CU 	1:00.32	58.53	1:58.85	20.59	19.0
13	12	ZIKA, Adam	CU 	1:00.42	58.62	1:59.04	21.61	18.0
14	15	MORSE, Ben	DAR 	1:00.36	58.71	1:59.07	21.78	17.0
15	24	BRATH, Joergen	UU 	1:01.11	58.08	1:59.19	22.42	16.0
16	3	ST-GERMAIN, William	UVM 	1:02.54	56.72	1:59.26	22.80	15.0
17	29	BROOKS, Dylan	DAR 	1:01.41	58.06	1:59.47	23.93	14.0
18	22	OESTER, Carl-johan	UNM 	1:01.66	57.85	1:59.51	24.15	13.0
19	10	HIETANEN, Kasper	CU 	1:00.88	59.32	2:00.20	27.87	12.0
20	32	MCKILLOP, Curtis	UAA 	1:02.04	58.79	2:00.83	31.26	11.0
21	23	MARSHALL, Craig	CBC 	1:01.77	59.43	2:01.20	33.26	10.0
22	34	OWSLEY, David	MSU 	1:02.55	58.87	2:01.42	34.44	9.0
23	19	WATANABE, Takehiro	PSU 	1:01.00	1:00.44	2:01.44	34.55	8.0
24	33	PLANT, Riley	MID 	1:02.09	59.67	2:01.76	36.27	7.0
25	26	HORNER, Sean	UNM 	1:01.04	1:01.19	2:02.23	38.81	6.0
26	4	BJERTNESS, Endre	UU 	1:05.64	57.17	2:02.81	41.93	5.0
27	7	DRILLER, Garret	MSU 	1:00.34	1:04.37	2:04.71	52.17	4.0
28	9	OLIVER, Coley	UNH 	1:13.10	57.45	2:10.55	83.65	3.0
29	31	OGLE, Jay	UNH 	1:15.31	1:05.58	2:20.89	139.38	2.0
30	27	MCKENNA, Christopher	MID 	1:24.11	59.88	2:23.99	156.09	1.0
31	21	LENTZ, Christoph	WIL 	1:26.56	1:01.22	2:27.78	176.52	
32	25	SANDELL, Fredrik	SMC 	1:00.82	1:46.57	2:47.39	282.22	
33	16	PENTTINEN, Juho-pekk	UNM 	1:27.10	1:25.62	2:52.72	310.94	



PL	BIB	COMPETITOR	TEAM	T I M E			P O I N T S	
				1st	2nd	Total	RACE	TEAM
		Did Not Finish						
0	30	NORTON, Hughston	UAA 	0.00	0.00	: 0.00	***.**	

