

2015 NCAA SKIING CHAMPIONSHIPS

WOMEN'S SLALOM

OFFICIAL RESULTS



03/14/2015

































TECHNICAL DATA

TD	TED SUTTON	(USA)	START ELEV.	0 m
REFEREE	ROYCE VANEVERA	(USA)	FINISH ELEV.	0 m
CHIEF OF RACE	PAUL VAN SLYKE	(USA)	VERTICAL DROP	0 m
COURSE SETTERS		H. KNIGHT	(DAR)	A. LEROY (DU)


1st RUN	2nd RUN
68/66	GATES 67/65
08:30	START TIME 12:30

WEATHER: OVERCAST

SNOW: PACKED POWDER GRNULR START: 0C FINISH: 0C

PL	BIB	COMPETITOR	TEAM	T I M E			P O I N T S	
				1st	2nd	Total	RACE	TEAM
1	5	HUEBNER, Monica	DU 	58.41	58.11	1:56.52	0.00	40.0
2	6	RIIS-JOHANNESSEN, Kr	UVM 	57.65	59.12	1:56.77	1.33	37.0
3	1	HAUGEN, Kristine Gje	DU 	58.65	58.54	1:57.19	3.57	34.0
4	3	HASKELL, Mardene	CBC 	58.53	58.91	1:57.44	4.90	31.0
5	7	TERWIEL, Elli	UVM 	59.03	58.60	1:57.63	5.91	29.0
6	9	GROSVOLD, Thea	CU 	59.39	58.58	1:57.97	7.72	27.0
7	12	HONKONEN, Jessica	CU 	59.25	58.74	1:57.99	7.82	25.0
8	10	ROBNIK, Mateja	UNM 	59.25	59.45	1:58.70	11.60	23.0
9	19	SACKBAUER, Mary	MID 	1:00.00	58.74	1:58.74	11.81	22.0
10	11	ST-GERMAIN, Laurence	UVM 	58.80	59.96	1:58.76	11.92	21.0
11	4	STAPLES, Sydney	UNM 	1:00.00	59.02	1:59.02	13.30	20.0
12	8	KOBAL, Ana	UU 	59.98	59.06	1:59.04	13.41	19.0
13	28	HOLE, Kari Bergheim	MSU 	59.91	59.28	1:59.19	14.21	18.0
14	17	WEDSJOE, Lisa	UNH 	59.80	59.43	1:59.23	14.42	17.0
15	14	GRANSTROM, Brooke Wa	CU 	1:00.40	59.25	1:59.65	16.65	16.0
16	20	LYCHE, Benedicte Ose	MSU 	1:00.30	59.47	1:59.77	17.29	15.0
17	22	ROVE, Kristiina	UU 	1:00.44	59.73	2:00.17	19.42	14.0
18	18	OTTOSSON, Sara	UNM 	1:01.06	59.25	2:00.31	20.17	13.0
19	16	DELANEY, Devin	DU 	1:01.44	59.07	2:00.51	21.23	12.0
20	24	FAUSA, Chloe Margret	UU 	1:01.06	59.53	2:00.59	21.66	11.0
21	26	IRWIN, Stephanie	MSU 	1:00.89	59.85	2:00.74	22.45	10.0
22	21	LEAVITT, Sierra	CBC 	1:01.46	1:00.40	2:01.86	28.41	9.0
23	29	BARCLAY, Katelyn	MID 	1:02.42	59.83	2:02.25	30.49	8.0
24	32	HUDRY, Marion	UAA 	1:01.65	1:00.61	2:02.26	30.54	7.0
25	31	GILBERT, Elle	MID 	1:02.55	1:00.52	2:03.07	34.85	6.0
26	25	CHENOWETH, Kelsey	BAT 	1:02.47	1:00.97	2:03.44	36.82	5.0
27	30	ANDREINI, Isabella	UAA 	1:03.20	1:01.33	2:04.53	42.62	4.0
28	34	FIELD, Charley	UAA 	1:34.58	1:01.68	2:36.26	211.46	3.0
29	33	BARTHOLD, Jeanne	CBC 	1:36.33	1:02.78	2:39.11	226.62	2.0
30	27	VISCONTI, Allison	SLU 	2:06.30	59.80	3:06.10	370.23	1.0
Did Not Finish								
0	23	GIBSON, Libby	DAR 	0.00	0.00	: 0.00	***.**	
0	2	KISTLER, Lizzie	DAR 	0.00	0.00	: 0.00	***.**	



PL	BIB	COMPETITOR	TEAM	T I M E			P O I N T S	
				1st	2nd	Total	RACE	TEAM
		Did Not Finish 2nd Run						
	0 13	PETERSON, Foreste	DAR 	59.12	0.00	: 0.00	***.	**
		Did Not Start						
	0 15	TESCHNER, Randa	UNH 	0.00	0.00	: 0.00	***.	**

