



2015 NCAA SKIING CHAMPIONSHIPS































MEN'S GIANT SLALOM

OFFICIAL RESULTS





03/12/2015

TECHNICAL DATA

TD	TED SUTTON	(USA)	COURSE NAME	PARKWAY/THRUWAY/DRAPERS	START ELEV.	875 m
REFEREE	ROYCE VANEVERA	(USA)			FINISH ELEV.	490 m
CHIEF OF RACE	PAUL VAN SLYKE	(USA)			VERTICAL DROP	385 m
			1st RUN	2nd RUN		
COURSE SETTERS	B. REICHEL	(UVM)	K. FRANCIS	(MSU)		
	48/46	GATES	46/43			
	13:00	START TIME	14:30			
WEATHER: CLEAR / WINDY	SNOW: FROZEN GRANULAR	START: -10C	FINISH: -8C			

PL	BIB	COMPETITOR	TEAM	T I M E			P O I N T S	
				1st	2nd	Total	RACE	TEAM
1	7	CONE, Robert	MID 	1:10.21	1:06.58	2:16.79	0.00	40.0
2	2	BRIGOVIC, Sebastian	DU 	1:09.43	1:07.79	2:17.22	2.80	37.0
3	17	MCKENNA, Christopher	MID 	1:10.56	1:07.40	2:17.96	7.61	34.0
4	16	PHILP, Trevor	DU 	1:09.78	1:08.23	2:18.01	7.94	31.0
5	15	GARAND, Dominique	UVM 	1:10.15	1:08.27	2:18.42	10.61	29.0
6	14	BJERTNESS, Endre	UU 	1:11.67	1:06.94	2:18.61	11.84	27.0
7	12	GUNNARSSON, Henrik	CU 	1:10.76	1:07.95	2:18.71	12.49	25.0
8	6	TROW, Andy	UU 	1:11.11	1:07.81	2:18.92	13.86	23.0
9	1	ST-GERMAIN, William	UVM 	1:11.75	1:07.53	2:19.28	16.20	22.0
10	11	BROOKS, Dylan	DAR 	1:10.92	1:08.46	2:19.38	16.85	21.0
11	3	OLIVER, Coley	UNH 	1:10.77	1:08.72	2:19.49	17.57	20.0
12	8	NEUHAUSER, David	MSU 	1:11.81	1:08.02	2:19.83	19.78	19.0
13	21	READ, Kevyn	DAR 	1:10.81	1:09.24	2:20.05	21.21	18.0
14	24	PENTTINEN, Juho-pek	UNM 	1:12.00	1:08.56	2:20.56	24.53	17.0
15	27	WUNSCH, Taylor	UVM 	1:12.48	1:08.35	2:20.83	26.29	16.0
16	28	HIETANEN, Kasper	CU 	1:12.37	1:09.10	2:21.47	30.45	15.0
17	34	MCKILLOP, Curtis	UAA 	1:12.43	1:09.21	2:21.64	31.56	14.0
18	30	OESTER, Carl-johan	UNM 	1:12.61	1:09.04	2:21.65	31.62	13.0
19	25	SANDELL, Fredrik	SMC 	1:11.84	1:09.95	2:21.79	32.53	12.0
20	20	HORNER, Sean	UNM 	1:12.80	1:09.77	2:22.57	37.61	11.0
21	26	ALEXANDER, Sean	UAA 	1:11.90	1:10.99	2:22.89	39.69	10.0
22	29	MORSE, Ben	DAR 	1:13.24	1:10.17	2:23.41	43.07	9.0
23	22	NORTON, Hughston	UAA 	1:13.55	1:12.38	2:25.93	59.47	8.0
24	9	LENTZ, Christoph	WIL 	1:21.51	1:11.00	2:32.51	102.28	7.0
Did Not Finish								
0	23	PLANT, Riley	MID 	0.00	0.00	: 0.00	***.**	
0	33	WATANABE, Takehiro	PSU 	0.00	0.00	: 0.00	***.**	
0	10	BRATH, Joergen	UU 	0.00	0.00	: 0.00	***.**	
0	5	DRILLER, Garret	MSU 	0.00	0.00	: 0.00	***.**	
0	4	LYSDAHL, Espen	DU 	0.00	0.00	: 0.00	***.**	
Did Not Finish 2nd Run								
0	32	OWSLEY, David	MSU 	1:14.56	0.00	: 0.00	***.**	



PL	BIB	COMPETITOR	TEAM	T I M E			P O I N T S	
				1st	2nd	Total	RACE	TEAM
		Disqualified 1st Run						
0	31	MARSHALL, Craig	CBC 	1:23.11	0.00	: 0.00	***.	**
0	13	OGLE, Jay	UNH 	1:27.73	0.00	: 0.00	***.	**
0	19	RIVET, Philippe	UNH 	1:18.29	0.00	: 0.00	***.	**
0	18	ZIKA, Adam	CU 	1:15.62	0.00	: 0.00	***.	**

