



NCAA CHAMPIONSHIPS

WOMEN'S SLALOM

03/07/2014

































TECHNICAL DATA

COURSE NAME PICABO'S

TD B. HICKS (USA) START ELEV. 2317 m
 REFEREE A. ATKINS (USA) FINISH ELEV. 2119 m
 CHIEF OF RACE K. KORFANTA (USA) VERTICAL DROP 198 m

COURSE SETTERS D. NOYES (CBC) 1st RUN 2nd RUN
 59/58 GATES 61/59
 8:45 START TIME 13:30
 R. ROKOS (CU)

WEATHER: SNOW: START: 0C FINISH: 0C

PL	BIB	COMPETITOR	TEAM	T I M E			P O I N T S	
				1st	2nd	Total	RACE	TEAM
1	3	RIIS-JOHANNESSEN, Kr	UVM 	48.21	49.68	1:37.89	0.00	40.0
2	2	RYLEY, Kate	UVM 	48.76	49.48	1:38.24	2.22	37.0
3	9	TEFRE, Elise-woien	UVM 	49.99	49.94	1:39.93	12.92	34.0
4	7	HONKONEN, Jessica	CU 	49.60	50.72	1:40.32	15.39	31.0
5	5	HAUGEN, Kristine Gje	DU 	49.92	50.74	1:40.66	17.54	29.0
6	13	TESCHNER, Randa	UNH 	50.79	50.68	1:41.47	22.67	27.0
7	14	CARROLL, Tianda	DU 	50.77	50.90	1:41.67	23.94	25.0
8	18	DELANEY, Devin	DU 	51.43	50.28	1:41.71	24.19	23.0
9	19	GROSVOLD, Thea	CU 	51.33	50.47	1:41.80	24.76	22.0
10	6	ROBNIK, Mateja	UNM 	51.03	50.92	1:41.95	25.71	21.0
11	16	FAUSA, Chloe Margret	UU 	50.45	51.55	1:42.00	26.03	20.0
12	11	HASKELL, Mardene	CBC 	51.57	50.45	1:42.02	26.16	19.0
13	21	ALTRINGER, Courtney	UNM 	52.06	50.19	1:42.25	27.61	17.5
13	15	IDE, Maisie	DAR 	51.30	50.95	1:42.25	27.61	17.5
15	20	CAMPBELL, Shannon	WIL 	52.16	51.48	1:43.64	36.42	16.0
16	25	MCBROOM, Kelly	MSU 	54.23	49.72	1:43.95	38.38	15.0
17	22	WHISTLER, Paige	CBC 	52.67	51.31	1:43.98	38.57	14.0
18	27	DANZA, Emily	MSU 	53.18	50.91	1:44.09	39.27	13.0
19	28	MOE-LANGE, Yina	MID 	53.56	50.99	1:44.55	42.18	12.0
20	32	NADLER, Rebecca	HAR 	53.96	50.63	1:44.59	42.44	11.0
21	29	BERTHER, Vanessa	UAA 	54.00	50.80	1:44.80	43.77	10.0
22	23	IRWIN, Stephanie	MSU 	52.54	52.33	1:44.87	44.21	9.0
23	34	BARTHOLD, Jeanne	CBC 	52.89	52.07	1:44.96	44.78	8.0
24	31	BERECZ, Anna	UAA 	55.91	52.14	1:48.05	64.35	7.0
25	33	ANDREINI, Isabella	UAA 	56.26	53.24	1:49.50	73.53	6.0
26	26	FUCIGNA, Abigail	DAR 	53.06	59.02	1:52.08	89.87	5.0
27	10	WALES, Brooke	CU 	1:09.19	49.63	1:58.82	132.56	4.0
28	8	MYKLEBUST, Karoline	UNM 	49.73	1:27.00	2:16.73	246.00	3.0
29	1	KISTLER, Lizzie	DAR 	2:47.66	1:18.16	4:05.82	936.94	2.0
Did Not Finish								
0	24	VISCONTI, Allison	SLU 	0.00	0.00	: 0.00	***.**	
Did Not Finish 2nd Run								
0	4	ROVE, Kristiina	UU 	48.44	0.00	: 0.00	***.**	
0	17	FARROW, Katie	UNH 	52.05	0.00	: 0.00	***.**	



PL	BIB	COMPETITOR	TEAM	T I M E			P O I N T S	
				1st	2nd	Total	RACE	TEAM
		Did Not Start						
0	30	ROZINOWICZ, Laura	UNH 	0.00	0.00	: 0.00	***.	**

