





































NCAA CHAMPIONSHIPS
MEN'S GIANT SLALOM

OFFICIAL RESULTS

03/05/2014

TECHNICAL DATA

TD	B. HICKS	(USA)	COURSE NAME	C.B.S. GS	START ELEV.	2454 m
REFEREE	A. ATKINS	(USA)			FINISH ELEV.	2110 m
CHIEF OF RACE	S. BOUNOUS	(USA)			VERTICAL DROP	344 m
COURSE SETTERS			1st RUN	2nd RUN		
	P. DODGE	(DAR)	J. DOWNING	(UNM)		
		40/38	GATES	40/39		
		12:45	START TIME	14:55		
WEATHER:		SNOW:		START:	0C	FINISH: 0C

PL	BIB	COMPETITOR	TEAM	T I M E			P O I N T S	
				1st	2nd	Total	RACE	TEAM
1	9	ENGEL, Mark	UU 	57.28	1:01.28	1:58.56	0.00	40.0
2	12	TRIENDL, Armin	UNM 	57.71	1:01.99	1:59.70	8.56	37.0
3	23	HARMANEN, Niko	UAA 	57.71	1:02.38	2:00.09	11.49	34.0
4	3	PHILP, Trevor	DU 	58.78	1:01.47	2:00.25	12.69	31.0
5	21	GUNNARSSON, Henrik	CU 	57.81	1:02.60	2:00.41	13.89	29.0
6	13	NORDBOTTEN, Jonathan	UVM 	58.01	1:02.56	2:00.57	15.09	27.0
7	4	HORNER, Sean	UNM 	58.42	1:02.24	2:00.66	15.76	25.0
8	5	LYSDAHL, Espen	DU 	58.59	1:02.25	2:00.84	17.12	23.0
9	2	DRURY, Kevin	UVM 	58.69	1:02.53	2:01.22	19.97	22.0
10	18	BRATH, Joergen	UU 	58.24	1:03.00	2:01.24	20.12	21.0
11	14	HAUG, Andreas Willum	CU 	58.47	1:02.78	2:01.25	20.19	20.0
12	19	HIETANEN, Kasper	CU 	58.32	1:03.24	2:01.56	22.52	18.5
12	16	NEUHAUSER, David	MSU 	58.75	1:02.81	2:01.56	22.52	18.5
14	10	TROW, Andy	UU 	58.22	1:03.38	2:01.60	22.82	17.0
15	6	ROBERTS, Hig	MID 	59.66	1:01.95	2:01.61	22.90	16.0
16	7	BRIGOVIC, Sebastian	DU 	58.65	1:02.99	2:01.64	23.12	15.0
17	11	MCKENNA, Christopher	MID 	59.61	1:02.12	2:01.73	23.80	14.0
18	1	DAWSON, Travis	UVM 	58.40	1:03.36	2:01.76	24.02	13.0
19	8	OVERING, Robert	DAR 	58.54	1:03.38	2:01.92	25.22	12.0
20	22	BROOKS, Dylan	DAR 	58.89	1:03.24	2:02.13	26.80	11.0
21	29	GAGNON, Cedrik	UAA 	59.34	1:03.19	2:02.53	29.80	10.0
22	34	BAILEY, Nick	MID 	59.42	1:03.12	2:02.54	29.88	9.0
23	33	MCCONNELL, Ryan	MSU 	59.14	1:03.53	2:02.67	30.85	8.0
24	20	OLIVER, Coley	UNH 	59.03	1:03.67	2:02.70	31.08	7.0
25	32	MORSE, Ben	DAR 	59.46	1:03.32	2:02.78	31.68	6.0
26	31	NORTON, Hughston	UAA 	59.54	1:03.41	2:02.95	32.95	5.0
27	30	FARRELL, Brad	SMC 	59.44	1:03.99	2:03.43	36.56	4.0
28	28	BOARDMAN, Michael	CBC 	59.29	1:04.48	2:03.77	39.11	3.0
29	27	OWSLEY, David	MSU 	59.98	1:03.92	2:03.90	40.09	2.0
30	17	MARTIN, Max	PSU 	58.70	1:06.34	2:05.04	48.64	1.0
31	15	OGLE, Jay	UNH 	59.53	1:07.82	2:07.35	65.98	
Did Not Finish								
0	24	SCOTT, Graham	SLU 	0.00	0.00	: 0.00	***. **	
0	26	HOPKINS, Kris	UNH 	0.00	0.00	: 0.00	***. **	
0	25	RASANEN, Joonas	UNM 	0.00	0.00	: 0.00	***. **	

