



NCAA CHAMPIONSHIPS







































MEN'S 20K FS MS

OFFICIAL RESULTS

03/09/2013

TECHNICAL DATA

TD	SALLY JONES	(USA)			
CHIEF OF RACE	NATE BURT	(USA)	HD	46 m	TEMP
JURY MEMBERS	BECKY WOODS	(BAT)	MC	40 m	AIR: 0
	ANDREW KASTNING	(UAA)	TC	612 m	SNOW 0

PL	BIB	NAME	TEAM		TIME	PTS
1	2	HAVLICK, Miles	UU		50:13.4	50.0
2	4	OEDEGAARD, Rune	CU		50:14.0	47.0
3	9	ULSUND, Einar	UU		50:14.4	44.0
4	3	SODERMAN, Erik	NMU		50:16.0	41.0
5	15	PERSSON, Niklas	UU		50:16.5	39.0
6	12	RESALAND, Mats	UNM		50:16.7	37.0
7	5	TARLING, Sam	DAR		50:18.3	35.0
8	13	LUSTGARTEN, Benjamin C	MID		50:18.6	33.0
9	8	TALBOT, Silas	DAR		50:19.6	31.0
10	6	BRATRUD, Kyle M	NMU		50:22.1	30.0
11	25	HECKER, Jeremy	CSS		50:36.8	29.0
12	33	NORRIS, David	MSU		50:40.3	28.0
13	18	DOUGHERTY, Andrew	DU		50:41.1	27.0
14	24	MARKSET, Trygve	DU		50:41.6	26.0
15	11	REINKING, Tyler	MSU		50:51.6	25.0
16	10	LACY, Scott	DAR		51:00.1	24.0
17	29	FOSNAES, Eirik	UMPI		51:00.8	23.0
18	7	EBNER, Lukas	UAA		51:01.9	22.0
19	32	OTTO, Christian	UNM		51:03.3	21.0
20	30	MOLGAARD-NIELSEN, Lasse	UAA		51:04.2	20.0
21	23	WICHERSKI, Will	WIL		51:07.7	19.0
22	36	NORDSTROEM, Gustav	CU		51:10.1	18.0
23	34	HOENIG, Isaac	WIL		51:13.8	17.0
24	20	BRANMARK, Viktor	UAA		51:27.4	16.0
25	17	HANNEMAN, Logan	UAF		51:30.8	15.0
26	1	PATTERSON, Scott	UVM		52:06.7	14.0
27	16	BROWN, Rogan S	UVM		52:16.2	13.0
28	14	CARTWRIGHT, George W	NMU		52:21.4	12.0
29	28	FEHRENBACH, Michael	UAF		52:32.9	11.0
30	22	MADDEN, Patrick	MSU		53:04.3	10.0
31	31	COBB, Austin	MID		53:21.6	9.0
32	27	HOYE, Andreas	CU		53:36.8	8.0
33	21	GRAV, Joergen	UVM		53:54.4	7.0
34	38	SOERLUND, Kristian	DU		53:57.9	6.0
35	40	PRESTSAETER, Sjur	UNM		54:19.4	5.0
36	37	LINDGREN, Per	UNH		54:28.1	4.0
37	26	MENG, Austin	SLU		55:03.4	3.0
38	19	BUETOW, Jordan	BAT		55:23.8	2.0
39	39	LINDGREN, Erik	UNH		56:00.2	1.0
40	35	LOFFLER, Jonas	UAF		57:15.0	0.5

