



NCAA CHAMPIONSHIPS  
WOMEN'S GIANT SLALOM

OFFICIAL RESULTS

03/06/2013

TECHNICAL DATA

COURSE NAME

TD	JILL FIRSTBROOK	(USA)	START ELEV.	799 m
REFEREE	PETER WELCH	(USA)	FINISH ELEV.	549 m
CHIEF OF RACE	TED DUNN	(USA)	VERTICAL DROP	250 m
COURSE SETTERS	CHIP KNIGHT	(DAR)	JOSIAH DOWNING	(UNM)

1st RUN

2nd RUN

39/38

GATES

38/37

08:30



































START TIME

10:45

WEATHER: OVERCAST

SNOW: PACKED POWDER

START: -3C FINISH: -2C

PL	BIB	COMPETITOR	TEAM	T I M E			P O I N T S	
				1st	2nd	Total	RACE	TEAM
1	9	HAUGEN, Kristine	DU 	1:02.71	1:01.89	2:04.60	0.00	50.0
2	8	WALEY, Brooke	CU 	1:03.74	1:02.19	2:05.93	9.29	47.0
3	6	RIIS-JOHANNESSEN, Kr	UVM 	1:03.34	1:02.68	2:06.02	9.91	44.0
4	5	ROVE, Kristiina	UU 	1:03.41	1:02.99	2:06.40	12.57	41.0
5	2	RYLEY, Kate	UVM 	1:03.49	1:03.22	2:06.71	14.73	39.0
6	22	KOBAL, Ana	UU 	1:04.59	1:02.67	2:07.26	18.57	37.0
7	7	DELANEY, Devin	DU 	1:04.07	1:03.44	2:07.51	20.32	35.0
8	17	LONZA, Geordie	WIL 	1:04.76	1:02.92	2:07.68	21.51	33.0
9	11	SACKBAUER, Mary	MID 	1:04.81	1:03.22	2:08.03	23.95	31.0
10	26	GROSVOLD, Thea	CU 	1:04.82	1:03.23	2:08.05	24.09	30.0
11	4	TERWIEL, Elli	UVM 	1:03.84	1:04.32	2:08.16	24.86	29.0
12	19	KANTOR, Jenna	UNH 	1:04.72	1:03.45	2:08.17	24.93	28.0
13	20	CARROLL, Tianda	DU 	1:04.40	1:03.78	2:08.18	25.00	27.0
14	29	KIKUT, Sara	DAR 	1:05.08	1:03.24	2:08.32	25.97	25.5
14	12	MCBROOM, Kelly	MSU 	1:04.62	1:03.70	2:08.32	25.97	25.5
16	18	HONKONEN, Jessica	CU 	1:04.80	1:03.53	2:08.33	26.04	23.5
16	10	IRWIN, Stephanie	MSU 	1:04.82	1:03.51	2:08.33	26.04	23.5
18	3	NADLER, Rebecca	HAR 	1:04.93	1:03.93	2:08.86	29.74	22.0
19	13	TESCHNER, Randa	UNH 	1:05.10	1:03.80	2:08.90	30.02	21.0
20	24	ROBNIK, Mateja	UNM 	1:05.75	1:03.26	2:09.01	30.79	20.0
21	1	DUPRATT, Jaime	UU 	1:05.64	1:03.47	2:09.11	31.49	19.0
22	32	HOSTETTER, Mary Rach	UNM 	1:05.73	1:03.49	2:09.22	32.26	18.0
23	16	WILLIAMS, Kate	UNM 	1:05.39	1:03.92	2:09.31	32.89	17.0
24	15	FUCIGNA, Abigail	DAR 	1:05.09	1:04.23	2:09.32	32.96	16.0
25	28	BERECZ, Anna	UAA 	1:05.63	1:04.21	2:09.84	36.59	15.0
26	25	DURHAM, Ashley Kate	SLU 	1:05.89	1:04.09	2:09.98	37.57	14.0
27	14	BERTHER, Vanessa	UAA 	1:06.01	1:04.03	2:10.04	37.98	13.0
28	21	KISTLER, Lizzie	DAR 	1:05.96	1:04.13	2:10.09	38.33	12.0
29	33	ROCKWELL, Anne	BAT 	1:05.89	1:04.32	2:10.21	39.17	11.0
30	27	BLANCHARD, Catherine	UNH 	1:06.15	1:04.22	2:10.37	40.29	10.0
31	23	DUNLEAVY, Avril	BAT 	1:06.12	1:04.56	2:10.68	42.45	9.0
32	31	ROBERTS, Cassady	CBC 	1:06.16	1:05.10	2:11.26	46.50	8.0
33	34	RIOPELLE, Marissa	MSU 	1:06.76	1:04.58	2:11.34	47.06	7.0
34	30	HOOG-FRY, Kayla	UAA 	1:08.30	1:05.80	2:14.10	66.33	6.0

