



NCAA CHAMPIONSHIPS

MEN'S SLALOM

OFFICIAL RESULTS

03/09/2012

TECHNICAL DATA

COURSE NAME

TD S. YOUNG (USA) START ELEV. 0 m
 REFEREE J. SHAMPENY (USA) FINISH ELEV. 0 m
 CHIEF OF RACE T. NUNNIKHOVEN (USA) VERTICAL DROP 0 m

1st RUN

2nd RUN

COURSE SETTERS () ()

63/62

GATES



































10:30

START TIME

WEATHER:

SNOW:

START: 0C FINISH: 0C

PL	BIB	COMPETITOR	TEAM	T I M E			P O I N T S	
				1st	2nd	Total	RACE	TEAM
1	1	LYSDAHL, Espen	DU 	52.62	55.66	1:48.28	0.00	50.0
2	6	KELLEY, Tim	UVM 	53.69	54.83	1:48.52	1.33	47.0
3	4	ACOSTA, Chris	UNM 	54.23	55.72	1:49.95	9.25	44.0
4	10	KROGDAHL, Torjus	UU 	54.57	56.20	1:50.77	13.80	41.0
5	3	ROBERTS, Hig	MID 	53.97	56.85	1:50.82	14.07	39.0
6	19	MCNEALUS, Andrew	MID 	55.76	55.12	1:50.88	14.41	37.0
7	9	NORDBOTTEN, Jonathan	UVM 	55.51	55.74	1:51.25	16.46	35.0
8	30	ALEXANDER, Sean	UAA 	56.28	55.02	1:51.30	16.73	33.0
9	24	ADDE, Andreas	UAA 	57.00	54.60	1:51.60	18.40	31.0
10	14	ZIKA, Adam	CU 	57.31	54.72	1:52.03	20.78	30.0
11	26	HARMANEN, Niko	UAA 	57.13	54.91	1:52.04	20.83	29.0
12	17	SHPALL, Bryan	MID 	56.58	55.79	1:52.37	22.66	28.0
13	32	HAUG, Andreas	CU 	57.97	54.48	1:52.45	23.11	27.0
14	13	CLAYTON, Zach	UNH 	56.32	56.15	1:52.47	23.22	26.0
15	22	REYNOLDS, Charlie	DU 	56.37	56.11	1:52.48	23.27	25.0
16	18	COHEE, Nick	UU 	55.66	56.85	1:52.51	23.44	24.0
17	16	BANSMER, Michael	UNM 	56.03	56.49	1:52.52	23.49	23.0
18	28	RADFORD, Mike	MSU 	57.11	55.62	1:52.73	24.66	22.0
19	25	DUNSTAN, Shawn	CSC 	57.20	55.74	1:52.94	25.82	21.0
20	33	SCOTT, Graham	SLU 	58.96	54.44	1:53.40	28.37	20.0
21	23	SANDELL, Fredrik	SMC 	57.57	55.90	1:53.47	28.76	19.0
22	34	IRWIN, Geoff	MSU 	58.96	54.85	1:53.81	30.64	18.0
23	21	BLACK, Hunter	DAR 	57.90	56.14	1:54.04	31.92	17.0
24	31	JONES, Alex	BAT 	59.14	54.92	1:54.06	32.03	16.0
25	11	ATKINSON, Paul	UNH 	55.76	1:00.60	1:56.36	44.77	14.5
25	29	RYAN, Jim	CBC 	59.46	56.90	1:56.36	44.77	14.5
27	27	LEAFE, Trevor	DAR 	1:00.47	56.68	1:57.15	49.15	13.0
28	7	LAMB, Max	CU 	1:00.60	59.05	1:59.65	63.00	12.0
29	15	VEST-BURTON, Taylor	UNH 	1:01.62	58.99	2:00.61	68.32	11.0
30	20	MARNO, Max	DU 	1:05.86	57.58	2:03.44	84.00	10.0
31	35	MARTIN, Dustin	SLU 	1:04.23	1:00.30	2:04.53	90.04	9.0
32	2	TRIENDL, Armin	UNM 	53.17	1:16.15	2:09.32	116.59	8.0
Disqualified								
0	5	FARRELL, Bobby	UVM 	57.75	0.00	: 0.00	***.**	
0	8	MORSE, Ben	DAR 	56.33	0.00	: 0.00	***.**	



PL BIB COMPETITOR
Disqualified 2nd Run
0 12 WILSON, Ryan

TEAM

1st

T I M E
2nd

Total

P O I N T S
RACE TEAM

UU 

58.27

1:05.53

: 0.00 ***.**

