









































**NCAA CHAMPIONSHIPS
MEN'S 10K FREE TECHNIQUE**

OFFICIAL RESULTS

03/07/2012

TECHNICAL DATA

TD	LIN HINDERMAN	(USA)			
CHIEF OF RACE	DAVE MOGK	(USA)	HD	0 m	TEMP
JURY MEMBERS	FREDRICK LANSTEDT	(UNM)	MC	0 m	AIR: 0
	JOE HAGGENMILLER	(MTU)	TC	0 m	SNOW 0
	GREG LAWLEY	(USA)			

PL	BIB	NAME	TEAM		TIME	PTS
1	33	SODERMAN, Erik	NMU		25:20.2	50.0
2	36	HAVLICK, Miles	UU		25:45.2	47.0
3	34	TARLING, Sam	DAR		25:53.6	44.0
4	24	SCHALLINGER, Michael	MSU		25:53.8	41.0
5	35	OEDEGAARD, Rune	CU		25:57.6	39.0
6	31	SMITH, Didrik	UU		26:03.1	37.0
7	29	NORRIS, David	MSU		26:03.9	35.0
8	30	PACKER, Eric	DAR		26:09.9	33.0
9	39	MARKSET, Kjell-christian	NMU		26:10.9	31.0
10	37	REINKING, Tyler	MSU		26:12.3	30.0
11	32	BERNSTEIN, Franz	UVM		26:15.8	29.0
12	27	DOUGHERTY, Andrew	DU		26:19.9	28.0
13	22	VERMEER, Gordon	DAR		26:26.6	27.0
14	19	KJOELHAMAR, Vegard	CU		26:34.4	26.0
15	13	SCHOMMER, Paul	CSS		26:39.8	25.0
16	23	HECKER, Jeremy	CSS		26:43.2	24.0
17	28	HOWE, Alexander	UVM		26:46.1	23.0
18	6	BREVIK, Jorgen	DU		26:55.5	22.0
19	21	SMITH, Tom	UU		26:58.4	21.0
20	38	JOHNSON, Patrick	MID		26:58.7	20.0
21	15	EBNER, Lukas	UAA		27:01.4	19.0
22	26	HANNEMAN, Logan	UAF		27:01.8	18.0
23	18	HOYE, Andreas	CU		27:02.6	17.0
24	12	MARKSET, Trygve	DU		27:03.5	16.0
25	8	WICHERSKI, Will	WIL		27:05.3	15.0
26	10	MOLGAARD-NIELSEN, Lasse	UAA		27:12.6	14.0
27	11	MARSTON, Chase	MID		27:19.7	13.0
28	9	OTTO, Christian	UNM		27:20.9	12.0
29	25	BUETOW, Jordan	BAT		27:21.1	11.0
30	20	GRALD, Dylan	UVM		27:28.7	10.0
31	17	LUSTGARTEN, Ben	MID		27:29.4	9.0
32	14	BARTON, Jake	CBC		27:35.4	8.0
33	4	BOWLER, Chris	NMU		27:40.2	7.0
34	1	PRESTSEATER, Sjur	UNM		27:51.1	6.0
35	5	LUTHI, Dimitri	WIL		27:52.2	5.0
36	3	ZENI, Nevio	UAA		27:59.3	4.0
37	16	KORNFELD, Tyler	UAF		28:26.3	3.0
38	7	HARJU, Mikko	MTU		28:54.7	2.0
39	2	LINDGREN, Erik	UNH		29:02.1	1.0

