



NCAA CHAMPIONSHIPS

MEN'S SLALOM

OFFICIAL RESULTS

03/12/2011

TECHNICAL DATA































COURSE NAME MAIN STREET






TD C. HUGHES (USA) START ELEV. 875 m
 REFEREE S. MORIARTY (USA) FINISH ELEV. 0 m
 CHIEF OF RACE I. VANOVAC (USA) VERTICAL DROP 0 m

1st RUN 2nd RUN
 COURSE SETTERS B. BLANK (UNH) M. ANDERSON (UAA)

56/57 GATES 56/58
 09:00 START TIME

WEATHER: SNOW: START: 0C FINISH: 0C

PL	BIB	COMPETITOR	TEAM	T I M E			P O I N T S	
				1st	2nd	Total	RACE	TEAM
1	7	KELLEY, Tim	UVM 	48.39	51.03	1:39.42	0.00	50.0
2	8	RIVAS, Gabriel	CU 	48.49	52.11	1:40.60	7.12	47.0
3	5	CLAYTON, Zach T	UNH 	48.63	52.96	1:41.59	13.10	44.0
4	13	LEAFE, Trevor W	DAR 	49.67	52.23	1:41.90	14.97	41.0
5	6	KRODGAHL, Torjus	UU 	50.04	52.66	1:42.70	19.79	39.0
6	17	MCNEALUS, Andrew M	MID 	50.84	52.65	1:43.49	24.56	37.0
7	21	TRIENDL, Armin	UNM 	51.10	52.92	1:44.02	27.76	35.0
8	15	COFFEY, Sam	UNH 	51.73	52.43	1:44.16	28.61	33.0
9	35	KILDE, Andreas	DU 	52.01	52.18	1:44.19	28.79	31.0
10	18	LAMB, Max	CU 	51.16	53.10	1:44.26	29.21	30.0
11	33	ELLIOT, Jeremy	UU 	52.07	52.69	1:44.76	32.23	29.0
12	14	ACOSTA, Christopher	UNM 	51.35	53.58	1:44.93	33.25	28.0
13	24	DIAMOND, Evan	DAR 	52.67	52.44	1:45.11	34.34	27.0
14	28	ANKENY, Peter	DAR 	52.22	53.70	1:45.92	39.23	26.0
15	32	CANNEY, John	BAT 	53.19	53.73	1:46.92	45.26	25.0
16	34	RYAN, Jim	CBC 	54.19	52.79	1:46.98	45.62	24.0
17	30	MANTER, Benjamin	BAT 	56.14	50.97	1:47.11	46.41	23.0
18	2	STIEGLER, Seppi	DU 	57.95	49.70	1:47.65	49.67	22.0
19	31	IRWIN, Geoffrey	MSU 	52.03	1:00.23	1:52.26	77.49	21.0
20	9	HAUG, Andreas	CU 	49.12	1:03.39	1:52.51	79.00	20.0
21	25	KOLLENBORG, Christop	UAA 	1:05.01	54.22	1:59.23	119.55	19.0
22	12	ADDE, Andreas	UAA 	56.62	1:03.26	1:59.88	123.48	18.0
23	19	ROBERTS, Hig	MID 	50.42	1:14.13	2:04.55	151.66	17.0
24	29	FLOWERS, Kitt	DU 	1:14.72	53.80	2:08.52	175.62	16.0
25	1	ATKINSON, Paul	UNH 	57.32	1:14.08	2:11.40	193.00	15.0
26	11	CONE, Robert	MID 	57.59	1:19.86	2:17.45	229.51	14.0
27	23	WILSON, Ryan	UU 	52.27	1:35.00	2:27.27	288.77	13.0
Did Not Finish								
0	20	HELDMAN, Bump	BAT 	0.00	0.00	: 0.00	***.**	
Disqualified								
0	4	DRURY, Kevin	UVM 	56.58	0.00	: 0.00	***.**	
0	22	MORGAN, Brian	CBC 	51.92	0.00	: 0.00	***.**	

PL	BIB	COMPETITOR	TEAM	T I M E			P O I N T S	
				1st	2nd	Total	RACE	TEAM
Disqualified 2nd Run								
0	16	BARBER, Chris	MSU 	50.40	1:05.28	: 0.00	***.	**
0	10	BRENNNA, Petter	UNM 	48.29	1:30.06	: 0.00	***.	**
0	27	FALKUM-HANSEN, Halfd	UAA 	51.90	1:11.51	: 0.00	***.	**
0	26	MASSIE, Marc	CBC 	51.63	52.36	: 0.00	***.	**
0	3	NORDBOTTEN, Jonathan	UVM 	47.42	1:05.70	: 0.00	***.	**