



NCAA CHAMPIONSHIPS

WOMEN'S SLALOM
































OFFICIAL RESULTS





03/12/2011

TECHNICAL DATA

COURSE NAME MAIN STREET

TD C. HUGHES (USA) START ELEV. 875 m
 REFEREE S. MORIARTY (USA) FINISH ELEV. 0 m
 CHIEF OF RACE I. VANOVAC (USA) VERTICAL DROP 0 m
 COURSE SETTERS J. KORENCHN (UU) W. REICHELT (UVM)
 1st RUN 2nd RUN
 56/58 GATES 56/57
 10:15 START TIME
 WEATHER: SNOW: START: 0C FINISH: 0C

PL	BIB	COMPETITOR	TEAM	T I M E			P O I N T S		
				1st	2nd	Total	RACE	TEAM	
1	5	GRANT, Sterling	DU		56.12	58.15	1:54.27	0.00	50.0
2	29	CONE, Lindsay	DU		59.80	55.45	1:55.25	5.15	47.0
3	13	DURHAM, Ashley-kate	SLU		58.95	56.66	1:55.61	7.04	44.0
4	9	RYLEY, Kate	UVM		58.43	57.49	1:55.92	8.66	41.0
5	1	ROMAR, Tii-maria	UU		56.16	1:00.30	1:56.46	11.50	39.0
6	3	HUCKOVA, Eva	UU		57.45	59.57	1:57.02	14.44	37.0
7	10	BRUSLETTO, Anne Ceci	UNM		58.77	58.29	1:57.06	14.65	35.0
8	19	JANOWIAK, Lyndee M	UVM		59.90	57.20	1:57.10	14.86	33.0
9	16	KOCKEN, Anna	UU		58.93	59.03	1:57.96	19.38	31.0
10	25	GHENT, Erika	CU		1:01.97	56.12	1:58.09	20.06	30.0
11	14	NORDH, Carolina	CU		1:00.17	57.96	1:58.13	20.27	29.0
12	12	HJERTMAN, Sara	CU		1:00.86	57.30	1:58.16	20.43	28.0
13	21	DEMETZ, Stefanie	UNM		1:02.52	55.68	1:58.20	20.64	27.0
14	11	HAMMOND, Courtney R	DAR		1:02.70	55.81	1:58.51	22.26	26.0
15	4	FRY, Kayla	UAA		58.82	1:00.19	1:59.01	24.89	25.0
16	6	DVORAK, Nicole	MID		1:01.55	57.53	1:59.08	25.26	24.0
17	24	FUCIGNA, Erin	DAR		1:02.10	57.98	2:00.08	30.51	23.0
18	26	HOLLAND, Micaela E	BAT		1:03.46	57.61	2:01.07	35.70	22.0
19	17	LONZA, Geordie C	WIL		1:00.57	1:00.63	2:01.20	36.39	21.0
20	34	NADLER, Rebecca	HAR		1:02.11	59.84	2:01.95	40.33	20.0
21	33	RIOPELLE, Marissa	MSU		1:06.02	56.09	2:02.11	41.17	19.0
22	31	BJERKA, Ida Steien	UAA		1:04.50	57.69	2:02.19	41.59	18.0
23	27	DILLINGOEN, Ida	DU		1:22.39	53.92	2:16.31	115.73	17.0
24	28	LEPINE, Marie-elaine	UNH		1:02.87	1:18.55	2:21.42	142.56	16.0
25	18	WILLIAMS, Kate	UNM		1:27.63	54.07	2:21.70	144.03	15.0
26	32	ROZINOWICZ, Laura	UNH		1:29.65	54.85	2:24.50	158.73	14.0
27	2	CARTER, Laurel	WIL		1:44.69	53.13	2:37.82	228.67	13.0
28	20	SHEILS, Catherine R	HAR		2:27.37	1:10.67	3:38.04	544.87	12.0
Did Not Finish									
0	22	LEITER, Annie	WIL		0.00	0.00	: 0.00	***.**	
Did Not Finish 2nd Run									
0	35	BELL, Karen Nichole	MSU		1:04.71	0.00	: 0.00	***.**	
0	8	RENDALL, Annie	DAR		58.22	0.00	: 0.00	***.**	

PL	BIB	COMPETITOR	TEAM	T I M E			P O I N T S	
				1st	2nd	Total	RACE	TEAM
Disqualified								
0	15	BLANCHARD, Catherine	UNH 	1:09.46	0.00	: 0.00	***.	**
0	23	PARKER, Alex	UAA 	1:02.72	0.00	: 0.00	***.	**
0	30	WOODWORTH, Natasha M	MID 	1:02.60	0.00	: 0.00	***.	**
Did Not Start 2nd Run								
0	7	RYLEY, Megan	UVM 	2:14.03	0.00	: 0.00	***.	**