










































**NCAA CHAMPIONSHIPS  
MEN'S 10K FREE TECHNIQUE**

**OFFICIAL RESULTS**

03/09/2011

TECHNICAL DATA

TD	DOUG OUREN	(USA)	5K		
CHIEF OF RACE	BILL HENCHEY	(USA)	HD	62 m	TEMP
JURY MEMBERS	PAUL STONE	(UMP)	MC	33 m	AIR: 0
	DAVE STEWART	(DU )	TC	175 m	SNOW 0

PL	BIB	NAME	TEAM		TIME	PTS
1	34	TARLING, Sam	DAR		26:05.7	50.0
2	36	KJOELHAMAR, Vegard	CU		26:10.3	47.0
3	30	HAVLICK, Miles	UU		26:11.8	44.0
4	27	KOONS, Nils	DAR		26:15.1	41.0
5	35	PACKER, Eric	DAR		26:19.7	39.0
6	31	SMITH, Didrik	UU		26:25.8	37.0
7	37	PATTERSON, Scott	UVM		26:31.1	35.0
8	29	DOUGHERTY, Andrew	DU		26:36.6	33.0
9	39	LIEBNER, Andy	NMU		26:45.1	31.0
10	20	HELLEBOSTAD, Tor-hakon	UNM		26:46.3	30.0
11	12	EBNER, Lukas	UAA		26:51.6	29.0
12	23	NORRIS, David	UAF		26:53.5	28.0
13	33	HOWE, Alexander	UVM		26:53.8	27.0
14	18	OSTENSEN, Jesper	CU		26:54.7	26.0
15	26	TREINEN, Alexander	UAF		26:57.5	25.0
16	10	MARKSET, Trygve	DU		27:06.6	24.0
17	24	BERNSTEIN, Franz	UVM		27:09.7	23.0
18	3	SOERLUND, Kristian	DU		27:11.9	22.0
19	16	SODERMAN, Erik	NMU		27:14.1	21.0
20	28	SMITH, Tom	UU		27:15.4	20.0
21	1	BJORNSEN, Erik	UAA		27:21.7	19.0
22	5	KANTACK, Keith	WIL		27:25.3	18.0
23	38	PLETCHER, Reid	CU		27:25.4	17.0
24	19	RAMSEY, Wellington	UMPI		27:25.9	16.0
25	22	REINKING, Tyler	MSU		27:28.3	15.0
26	21	FEREDAY, Wyatt	CBC		27:38.1	14.0
27	11	LUTHI, Dimitri	WIL		27:38.4	13.0
28	13	KORNFELD, Tyler	UAF		27:41.4	12.0
29	9	SCOTT, Ryan	MSU		27:41.6	11.0
30	15	OTTO, Christian	UNM		27:41.7	10.0
31	17	MARSTON, Chase	MID		27:45.9	9.0
32	25	KAAS, Martin	UNM		27:46.5	8.0
33	32	BAANERUD, Martin	NMU		27:54.5	7.0
34	6	ROENNING, Bernhard	MSU		27:57.0	6.0
35	4	HARJU, Mikko	MTU		28:06.1	5.0
36	7	BRABBIT, Jens	GAC		28:07.0	4.0
37	14	LUSTGARTEN, Benjamin	MID		28:09.8	3.0
38	2	BARTON, Jake	CBC		28:27.6	2.0
39	8	HARB, Harrison C	UNH		28:46.9	1.0