



NCAA CHAMPIONSHIPS
MEN'S GIANT SLALOM

OFFICIAL RESULTS

03/09/2011

TECHNICAL DATA

COURSE NAME MAIN STREET

TD	C. HUGHES	(USA)	START ELEV.	875 m
REFEREE	S. MORIARTY	(USA)	FINISH ELEV.	573 m
CHIEF OF RACE	I. VANOVAC	(USA)	VERTICAL DROP	302 m
COURSE SETTERS	T. SHEPERD	(USA)	P. DODGE	(DAR)

1st RUN

2nd RUN

41/39

GATES

41/40

08:3\



































START TIME

10:45

WEATHER:

SNOW:

START: 0C FINISH: 0C

PL	BIB	COMPETITOR	TEAM	T I M E			P O I N T S	
				1st	2nd	Total	RACE	TEAM
1	4	STIEGLER, Seppi	DU 	1:01.37	1:00.53	2:01.90	0.00	50.0
2	10	DRURY, Kevin	UVM 	1:01.74	1:00.95	2:02.69	5.64	47.0
3	1	WILSON, Ryan	UU 	1:01.28	1:01.67	2:02.95	7.49	44.0
4	5	CONE, Robert	MID 	1:02.08	1:01.00	2:03.08	8.42	41.0
5	27	ACOSTA, Christopher	UNM 	1:02.57	1:00.57	2:03.14	8.85	39.0
6	2	RIVAS, Gabriel	CU 	1:01.81	1:01.67	2:03.48	11.28	37.0
7	31	KRODGAHL, Torjus	UU 	1:03.17	1:00.33	2:03.50	11.42	35.0
8	12	BRENNA, Petter	UNM 	1:02.77	1:00.86	2:03.63	12.35	33.0
9	8	LEAFE, Trevor W	DAR 	1:02.50	1:01.15	2:03.65	12.49	31.0
10	20	CLAYTON, Zach T	UNH 	1:03.30	1:00.59	2:03.89	14.20	30.0
11	19	HELDMAN, Bump	BAT 	1:02.79	1:01.11	2:03.90	14.27	29.0
12	18	LAMB, Max	CU 	1:02.37	1:01.55	2:03.92	14.42	28.0
13	14	HAUG, Andreas	CU 	1:02.77	1:01.27	2:04.04	15.27	27.0
14	9	TRIENDL, Armin	UNM 	1:03.16	1:01.06	2:04.22	16.56	26.0
15	21	ADDE, Andreas	UAA 	1:03.95	1:00.42	2:04.37	17.63	25.0
16	24	MORGAN, Brian	CBC 	1:03.22	1:01.34	2:04.56	18.98	24.0
17	11	ATKINSON, Paul	UNH 	1:03.15	1:01.53	2:04.68	19.84	23.0
18	17	COFFEY, Sam	UNH 	1:02.92	1:01.93	2:04.85	21.05	22.0
19	28	MANTER, Benjamin	BAT 	1:04.07	1:00.79	2:04.86	21.13	21.0
20	25	FALKUM-HANSEN, Halfd	UAA 	1:03.75	1:01.16	2:04.91	21.48	19.5
20	13	MCNEALUS, Andrew M	MID 	1:03.61	1:01.30	2:04.91	21.48	19.5
22	15	KELLEY, Tim	UVM 	1:03.12	1:02.55	2:05.67	26.91	18.0
23	35	KOLLENBORG, Christop	UAA 	1:04.26	1:01.48	2:05.74	27.41	17.0
24	29	IRWIN, Geoffrey	MSU 	1:04.10	1:02.02	2:06.12	30.12	16.0
25	30	MASSIE, Marc	CBC 	1:04.35	1:01.82	2:06.17	30.47	15.0
26	32	DIAMOND, Evan	DAR 	1:04.88	1:02.00	2:06.88	35.54	14.0
27	26	CANNEY, John	BAT 	1:03.63	1:03.72	2:07.35	38.90	13.0
28	22	RYAN, Jim	CBC 	1:05.22	1:02.17	2:07.39	39.18	12.0
29	33	BARBER, Chris	MSU 	1:03.83	1:04.02	2:07.85	42.47	11.0
30	34	ANKENY, Peter	DAR 	1:04.92	1:03.29	2:08.21	45.03	10.0
31	16	KILDE, Andreas	DU 	1:13.02	1:01.48	2:14.50	89.93	9.0
32	3	ROBERTS, Hig	MID 	1:08.16	1:07.74	2:15.90	99.92	8.0
33	23	FLOWERS, Kitt	DU 	1:03.20	1:38.62	2:41.82	284.91	7.0
34	7	ELLIOT, Jeremy	UU 	1:02.81	3:21.82	4:24.63	***.**	6.0

