



NCAA CHAMPIONSHIPS
WOMEN'S GIANT SLALOM

OFFICIAL RESULTS

03/09/2011

TECHNICAL DATA

COURSE NAME MAIN STREET




































TD C. HUGHES (USA) START ELEV. 875 m
 REFEREE S. MORIARTY (USA) FINISH ELEV. 573 m
 CHIEF OF RACE I. VANOVAC (USA) VERTICAL DROP 302 m

COURSE SETTERS S. BARTLETT (MID) A. LEROY (DU)

1st RUN 2nd RUN
 41/39 GATES 41/40

08:30 START TIME 10:45

WEATHER: SNOW: START: 0C FINISH: 0C

PL	BIB	COMPETITOR	TEAM	T I M E			P O I N T S	
				1st	2nd	Total	RACE	TEAM
1	16	DILLINGOEN, Ida	DU 	1:03.15	1:02.83	2:05.98	0.00	50.0
2	3	HJERTMAN, Sara	CU 	1:02.23	1:04.28	2:06.51	3.66	47.0
3	1	PARKER, Alex	UAA 	1:02.35	1:04.46	2:06.81	5.73	44.0
4	10	RYLEY, Kate	UVM 	1:02.53	1:04.42	2:06.95	6.70	41.0
5	7	GHENT, Erika	CU 	1:02.51	1:04.46	2:06.97	6.84	39.0
6	9	ROMAR, Tii-maria	UU 	1:03.02	1:03.96	2:06.98	6.91	37.0
7	6	JANOWIAK, Lyndee M	UVM 	1:02.92	1:04.22	2:07.14	8.01	35.0
8	14	BRUSLETTO, Anne Ceci	UNM 	1:03.17	1:04.05	2:07.22	8.56	33.0
9	23	DEMETZ, Stefanie	UNM 	1:03.89	1:03.82	2:07.71	11.95	31.0
10	8	HAMMOND, Courtney R	DAR 	1:03.23	1:04.49	2:07.72	12.02	30.0
11	2	LONZA, Geordie C	WIL 	1:02.75	1:05.02	2:07.77	12.36	29.0
12	5	HUCKOVA, Eva	UU 	1:02.93	1:04.93	2:07.86	12.98	27.5
12	4	RYLEY, Megan	UVM 	1:03.02	1:04.84	2:07.86	12.98	27.5
14	18	WILLIAMS, Kate	UNM 	1:03.92	1:04.46	2:08.38	16.57	26.0
15	19	RENDALL, Annie	DAR 	1:04.05	1:04.34	2:08.39	16.64	25.0
16	27	FRY, Kayla	UAA 	1:03.71	1:04.93	2:08.64	18.37	24.0
17	11	ROZINOWICZ, Laura	UNH 	1:03.47	1:05.30	2:08.77	19.27	23.0
18	25	GRANT, Sterling	DU 	1:04.12	1:04.87	2:08.99	20.79	22.0
19	22	DURHAM, Ashley-kate	SLU 	1:03.95	1:05.08	2:09.03	21.06	21.0
20	24	HOLLAND, Micaela E	BAT 	1:04.34	1:04.79	2:09.13	21.75	20.0
21	20	LEPINE, Marie-elaine	UNH 	1:04.48	1:04.68	2:09.16	21.96	19.0
22	21	NORDH, Carolina	CU 	1:04.27	1:04.94	2:09.21	22.31	18.0
23	28	CARTER, Laurel	WIL 	1:04.32	1:04.99	2:09.31	23.00	17.0
24	15	DVORAK, Nicole	MID 	1:04.45	1:04.96	2:09.41	23.69	16.0
25	30	BLANCHARD, Catherine	UNH 	1:05.39	1:04.30	2:09.69	25.62	15.0
26	26	WOODWORTH, Natasha M	MID 	1:05.00	1:04.82	2:09.82	26.52	14.0
27	29	KOCKEN, Anna	UU 	1:05.14	1:04.92	2:10.06	28.18	13.0
28	13	FUCIGNA, Erin	DAR 	1:04.64	1:05.61	2:10.25	29.49	12.0
29	35	BELL, Karen Nichole	MSU 	1:05.66	1:05.57	2:11.23	36.26	11.0
30	34	LEITER, Annie	WIL 	1:06.08	1:06.97	2:13.05	48.82	10.0
31	33	BJERKA, Ida Steien	UAA 	1:06.90	1:07.74	2:14.64	59.80	9.0
32	31	RIOPELLE, Marissa	MSU 	1:28.35	1:09.28	2:37.63	218.57	8.0
33	17	NADLER, Rebecca	HAR 	1:40.85	1:06.50	2:47.35	285.70	7.0
34	12	CONE, Lindsay	DU 	1:02.55	1:45.74	2:48.29	292.19	6.0
35	32	SHEILS, Catherine R	HAR 	2:50.91	1:06.17	3:57.08	767.24	5.0