









































NCAA CHAMPIONSHIPS
MEN'S 20K MS FREE TECHNIQUE

OFFICIAL RESULTS

03/13/2010

TECHNICAL DATA

TD	ROBERT MEYER	(USA)			
CHIEF OF RACE	TODD WILSON	(USA)	HD	74 m	TEMP
JURY MEMBERS		(USA)	MC	25 m	AIR: 0
		(USA)	TC	608 m	SNOW 0

PL	BIB	NAME	TEAM		TIME	PTS
1	2	BERNSTEIN, Franz	UVM		49:19.7	50.0
2	1	KAAS, Martin	UNM		49:20.9	47.0
3	4	GELSO, Matthew	CU		49:23.6	44.0
4	11	LOEVENSKIOLD, Harald	DU		49:26.0	41.0
5	37	ROENNING, Bernhard	MSU		49:27.7	39.0
6	19	REINKING, Tyler	MSU		49:31.1	37.0
7	30	SCOTT, Ryan	MSU		49:32.6	35.0
8	12	JOHNSON, Patrick D	MID		49:33.6	33.0
9	34	TREINEN, Lex	UAA		49:41.6	31.0
10	3	OCARIZ, Santiago	UWGB		49:44.3	30.0
11	7	SCHALLINGER, Michael	UAA		49:47.4	29.0
12	24	SMITH, Didrik	UU		49:48.7	28.0
13	28	KNOWLES, Benjamin	SLU		49:49.5	27.0
14	32	LUTHI, Dimitri	WIL		49:50.1	26.0
15	21	HELLEBOSTAD, Tor-hakon	UNM		49:50.8	25.0
16	10	OSTENSEN, Jesper	CU		49:57.9	24.0
17	17	LILJEMARK, Martin	UU		49:59.4	23.0
18	27	DOUGHERTY, Andrew	DU		50:02.0	22.0
19	9	KJOELHAMAR, Vegard	CU		50:15.5	21.0
20	29	SMITH, Charlie	NEV		50:31.8	20.0
21	31	SOERLUND, Kristian	DU		50:34.4	19.0
22	20	HAVLICK, Miles	UU		50:35.4	18.0
23	38	BUCHER, Elias	NEV		50:36.3	17.0
24	14	NIESS, Pierre	UNM		50:38.4	16.0
25	8	KOONS, Nils	DAR		50:40.1	15.0
26	18	PACKER, Eric	DAR		50:41.1	14.0
27	22	O'BRIEN, Patrick	DAR		50:41.4	13.0
28	25	WOLCOTT, Eric	SLU		50:44.0	12.0
29	5	MCGUFFIN, Dylan	UNH		51:13.8	11.0
30	6	CARTWRIGHT, George	NMU		51:43.4	10.0
31	36	KORNFELD, Tyler	UAF		52:00.0	9.0
32	39	CHRISTOPHERSON, Tor	UAA		52:02.5	8.0
33	13	LUND, Oskar	MTU		52:11.4	7.0
34	33	BOWLER, Chris	NMU		52:28.1	6.0
35	26	PARRY, John	UAF		52:34.1	5.0
36	35	WETHERELL, Zachary	SLU		53:02.8	4.0
37	15	FEREDAY, Wyatt	CBC		53:25.2	3.0
38	23	CUTTS, Kevin	NMU		54:19.5	2.0
39	16	BRABBIT, Jens	GAC		55:09.5	1.0