






































**NCAA CHAMPIONSHIPS
WOMEN'S 15K MS FREE TECHNIQUE**

OFFICIAL RESULTS

03/13/2010

TECHNICAL DATA

TD	ROBERT MEYER	(USA)			
CHIEF OF RACE	TODD WILSON	(USA)	HD	74 m	TEMP
JURY MEMBERS		(USA)	MC	25 m	AIR: 0
		(USA)	TC	152 m	SNOW 0

PL	BIB	NAME	TEAM		TIME	PTS
1	1	MAEMPEL, Antje	DU		41:03.0	50.0
2	9	TURZIAN, Alexa	CU		41:09.0	47.0
3	7	HAJKOVA, Eliska	CU		41:42.5	44.0
4	4	GRAEFNINGS, Maria	NEV		42:23.7	41.0
5	8	BRENNAN, Rosie	DAR		42:25.9	39.0
6	12	ERMOSHINA, Polina	UNM		42:34.7	37.0
7	21	ELDEN, Mari	DU		42:36.2	35.0
8	25	BRONGA, Jaime	UAA		42:46.5	33.0
9	20	KIESEL, Kaelin	MSU		42:47.9	31.0
10	15	REID, Joanne	CU		43:05.0	30.0
11	11	DOLAN, Kate	DU		43:08.9	29.0
12	17	DEWITT, Laura	NMU		43:26.2	28.0
13	22	ROY, Zoe	UU		43:34.5	27.0
14	14	MARKVARDSEN, Monica	NMU		43:36.5	26.0
15	31	HIEMER, Steffi	UAA		43:43.9	25.0
16	5	PATTERSON, Caitlin	UVM		43:51.6	24.0
17	34	FREEMAN, Carolyn	UWGB		43:59.1	23.0
18	35	KUTZ, Casey	MSU		44:02.7	22.0
19	10	GARREC, Lucy	CBC		44:06.4	21.0
20	30	PARK, Mellie	MSU		44:09.5	20.0
21	18	ROMBACH, Laura	UAA		44:30.3	19.0
22	37	KEMP, Rose	UU		45:04.6	18.0
23	32	KLAESSON, Linn	UNM		45:08.5	17.0
24	2	SARGENT, Ida	DAR		45:09.4	16.0
25	38	EGAN, Claire	WEL		45:12.9	15.0
26	6	KORTHAUER, Aurelia	UAF		45:16.6	14.0
27	13	BONO, Katie	DAR		45:21.2	13.0
28	36	CURRAN, Caitlin L	UVM		45:23.6	12.0
29	19	BEAN, Anya	UNH		45:34.8	11.0
30	33	NELSON, Alice	WIL		45:39.5	10.0
31	39	MACCARTHY, Sarah	UU		45:51.2	9.0
32	29	RUPPERTSBERGER, Natalie	BAT		46:07.1	8.0
33	16	BENDER, Jennie	UVM		46:21.4	7.0
34	3	GILLIS, Christina	NMU		47:02.2	6.0
35	23	KULLAS, Natasha	UNH		47:11.7	5.0
36	26	FRITZ, Lauren	MID		47:13.2	4.0
37	27	SCHNURR, Theresia	UAF		47:50.2	3.0
38	28	RONNESTRAND, Kristin	NEV		48:18.1	2.0

Did Not Finish

RIIKONEN-PURTSI, Henna	MTU		: 0.0
------------------------	-----	---	-------