



NCAA CHAMPIONSHIPS

WOMEN'S SLALOM

OFFICIAL RESULTS

03/12/2010

TECHNICAL DATA

COURSE NAME HOWELLSSEN HILL

TD	ROY POWELL	(USA)	START ELEV.	0 m
REFEREE	DEB ARMSTRONG	(USA)	FINISH ELEV.	0 m
CHIEF OF RACE	PETE DAILY	(USA)	VERTICAL DROP	0 m
			1st RUN	2nd RUN
COURSE SETTERS	BILL REICHEL	(UVM)	RICHARD ROKOS	(CU)

GATES



































10:30

START TIME

WEATHER:

SNOW:

START: 0C FINISH: 0C

PL	BIB	COMPETITOR	TEAM	T I M E			P O I N T S	
				1st	2nd	Total	RACE	TEAM
1	7	HEMMINGSSON, Malin	UNM 	38.13	41.78	1:19.91	0.00	50.0
2	2	CONE, Lindsay	DU 	38.67	42.01	1:20.68	5.97	47.0
3	12	KOCKEN, Anna	UU 	38.78	42.22	1:21.00	8.46	44.0
4	8	BRUSLETTO, Anne Ceci	UNM 	38.70	42.33	1:21.03	8.69	41.0
5	10	NORDH, Carolina	CU 	39.30	41.88	1:21.18	9.85	39.0
6	14	GHENT, Erika	CU 	39.61	42.00	1:21.61	13.19	37.0
7	18	HARTMAN, Katie	CU 	40.42	41.44	1:21.86	15.13	35.0
8	3	ARCHAMBAULT-LEGER, V	UNH 	40.20	41.82	1:22.02	16.37	33.0
9	4	WILLIAMS, Kate	UNM 	39.39	42.75	1:22.14	17.30	31.0
10	21	DILLINGOEN, Ida	DU 	40.10	42.05	1:22.15	17.38	30.0
11	15	RODDICK, Kelsey	DAR 	39.75	42.75	1:22.50	20.10	29.0
12	19	GANTNEROVA, Petra	UAA 	40.13	42.41	1:22.54	20.41	28.0
13	13	RENDALL, Annie	DAR 	39.60	43.05	1:22.65	21.26	27.0
14	11	JANOWIAK, Lyndee	UVM 	40.51	42.44	1:22.95	23.59	26.0
15	31	FRY, Kayla	UAA 	40.85	42.12	1:22.97	23.74	25.0
16	26	KECHIAN, Valerie	UVM 	40.32	42.83	1:23.15	25.14	24.0
17	25	SMITH, Sofia	UU 	40.62	42.54	1:23.16	25.22	23.0
18	29	VANWAGNER, Jennifer	DU 	40.68	42.49	1:23.17	25.29	22.0
19	34	LONZA, Geordie	WIL 	40.98	42.35	1:23.33	26.53	21.0
20	6	HAMMOND, Courtney	DAR 	40.08	43.30	1:23.38	26.92	20.0
21	24	FARRELL, Aileen	UNH 	41.22	42.42	1:23.64	28.94	19.0
22	23	POLESCHUK, Nicole	NEV 	40.36	43.76	1:24.12	32.66	18.0
23	1	DVORAK, Nicole	MID 	40.08	44.25	1:24.33	34.29	17.0
24	28	BREAKSTONE, Dana	CBC 	42.07	42.96	1:25.03	39.72	16.0
25	32	PORTER, Emily	WIL 	41.90	43.42	1:25.32	41.97	15.0
26	35	LATTIMER, Amy	MSU 	43.52	43.01	1:26.53	51.36	14.0
27	33	HARRIS, Amy	NEV 	42.11	44.72	1:26.83	53.69	13.0
28	22	LEPINE, Marie-elaine	UNH 	47.89	41.86	1:29.75	76.35	12.0
29	16	PARKER, Alex	UAA 	49.19	41.14	1:30.33	80.85	11.0
30	9	RYLEY, Meg	UVM 	55.56	42.58	1:38.14	141.44	10.0
31	20	CARTER, Laurel	WIL 	1:05.93	43.96	1:49.89	232.61	9.0
32	30	WOODWORTH, Tasha	MID 	40.87	1:15.76	1:56.63	284.90	8.0
33	5	HUCKOVA, Eva	UU 	1:14.27	43.68	1:57.95	295.14	7.0
34	27	HORST, Erika	NEV 	2:27.49	47.50	3:14.99	892.87	6.0

PL	BIB	COMPETITOR	TEAM	1st	2nd	Total	RACE	TEAM
		Disqualified						
0	17	DURHAM, Ashley-kate	SLU 	59.46	0.00	: 0.00	***.**	