



NCAA CHAMPIONSHIPS
WOMEN'S GIANT SLALOM

OFFICIAL RESULTS

03/10/2010

TECHNICAL DATA

COURSE NAME SITZ-SEEME

TD ROY POWELL (USA) START ELEV. 2242 m

REFEREE GEORGE BROOKS (USA) FINISH ELEV. 2160 m

CHIEF OF RACE ROGER PERRICONE (USA) VERTICAL DROP 282 m

1st RUN 2nd RUN

COURSE SETTERS W. ANDERSON (USA) BRIAN BLANK (UNH)

GATES

09:30




































START TIME

10:30

WEATHER:

SNOW:

START: 0C FINISH: 0C

PL	BIB	COMPETITOR	TEAM	T I M E			P O I N T S	
				1st	2nd	Total	RACE	TEAM
1	7	HUCKOVA, Eva	UU 	58.67	55.87	1:54.54	0.00	50.0
2	2	CONE, Lindsay	DU 	58.98	56.50	1:55.48	7.30	47.0
3	6	HARTMAN, Katie	CU 	59.27	56.59	1:55.86	10.26	44.0
4	5	HEMMINGSSON, Malin	UNM 	59.93	56.11	1:56.04	11.66	41.0
5	23	DILLINGOEN, Ida	DU 	1:00.02	56.22	1:56.24	13.21	39.0
6	1	BRUSLETTO, Anne Ceci	UNM 	58.97	57.38	1:56.35	14.06	37.0
7	18	SMITH, Sofia	UU 	1:00.57	56.76	1:57.33	21.68	35.0
8	9	HAMMOND, Courtney	DAR 	1:00.49	57.06	1:57.55	23.39	33.0
9	19	VANWAGNER, Jennifer	DU 	1:00.76	56.88	1:57.64	24.09	31.0
10	12	PARKER, Alex	UAA 	1:00.52	57.13	1:57.65	24.17	29.5
10	8	RYLEY, Meg	UVM 	1:00.25	57.40	1:57.65	24.17	29.5
12	10	GHENT, Erika	CU 	1:00.86	57.04	1:57.90	26.11	28.0
13	3	JANOWIAK, Lyndee	UVM 	1:01.17	56.79	1:57.96	26.57	27.0
14	29	KOCKEN, Anna	UU 	1:01.54	56.60	1:58.14	27.97	26.0
15	17	LEPINE, Marie-elaine	UNH 	1:01.69	56.52	1:58.21	28.52	25.0
16	27	WILLIAMS, Kate	UNM 	1:00.96	57.30	1:58.26	28.91	24.0
17	28	RODDICK, Kelsey	DAR 	1:02.13	56.27	1:58.40	29.99	23.0
18	11	DURHAM, Ashley-kate	SLU 	1:01.46	56.95	1:58.41	30.07	22.0
19	25	GANTNEROVA, Petra	UAA 	1:01.54	56.89	1:58.43	30.23	21.0
20	4	KECHIAN, Valerie	UVM 	1:01.48	57.00	1:58.48	30.61	20.0
21	24	LONZA, Geordie	WIL 	1:01.62	56.98	1:58.60	31.55	19.0
22	20	ARCHAMBAULT-LEGER, V	UNH 	1:02.21	56.52	1:58.73	32.56	18.0
23	30	BREAKSTONE, Dana	CBC 	1:01.28	57.71	1:58.99	34.58	16.5
23	22	DVORAK, Nicole	MID 	1:02.61	56.38	1:58.99	34.58	16.5
25	16	NORDH, Carolina	CU 	1:01.61	57.43	1:59.04	34.97	15.0
26	13	FARRELL, Aileen	UNH 	1:01.63	57.60	1:59.23	36.44	14.0
27	26	RENDALL, Annie	DAR 	1:03.01	56.35	1:59.36	37.45	13.0
28	33	LATTIMER, Amy	MSU 	1:02.46	57.70	2:00.16	43.67	12.0
29	15	PORTER, Emily	WIL 	1:03.33	59.97	2:03.30	68.07	11.0
30	32	WOODWORTH, Tasha	MID 	1:03.54	1:00.03	2:03.57	70.17	10.0
31	34	CARTER, Laurel	WIL 	1:04.36	1:00.39	2:04.75	79.33	9.0
32	35	FRY, Kayla	UAA 	1:03.31	1:04.46	2:07.77	102.80	8.0
33	14	POLESCHUK, Nicole	NEV 	1:17.20	57.43	2:14.63	156.10	7.0
34	21	HARRIS, Amy	NEV 	1:01.83	1:35.91	2:37.74	335.67	6.0
35	31	HORST, Erika	NEV 	1:01.49	4:05.23	5:06.72	***.**	5.0