



NHNCA COACHES SERIES RACE 2/4


U16 RESULTS CLASSIC

02/04/2017


PROFILE HIGH SCHOOL
GUNSTOCK NORDIC GILFORD

RACE#:NHIAA171

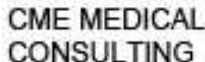
PL	BIB	NAME	LOCATION	TEAM	TIME	PTS
U16 GIRLS						
1	224	BOLINGER, Greta '01		FORD SAYRE	:14:26.9	866.90
2	210	DEACON, Heather '01		CONCORD	:14:53.3	893.30
3	254	LANGE, Kennedy '01		FORD SAYRE	:14:55.2	895.20
4	206	PALUSZEK, Alexandra '01		GUNSTOCK NORDIC	:14:58.0	898.00
5	208	VANSANT, Amanda '02		HOLDERNESS	:14:58.2	898.20
6	221	MACY, Agnes '02		DUBLIN	:15:20.9	920.90
7	287	BREGOU, Emily '01		FORD SAYRE	:15:23.4	923.40
8	277	THELEMARCK, Hannah '01		KENNETT HS	:15:29.6	929.60
9	310	RIGHTMIRE, Liz '02		FORD SAYRE	:15:29.8	929.80
10	290	BADGER, Helen '02		KENNETT HS	:15:45.4	945.40
11	204	DUTKEWYCH, Leah '01		WMRHS	:15:51.5	951.50
12	192	ROTHER, Emma '02		HOPKINTON	:16:03.2	963.20
13	317	CHIPMAN, Hannah '02		FORD SAYRE	:16:06.9	966.90
14	202	CISLER, Grace '01		PROFILE	:16:20.3	980.30
15	187	MICHALAK, Schuyler '01		CONVAL	:16:23.1	983.10
16	240	WEIL-COOLEY, Maya '01		INTERLAKES HS	:16:37.3	997.30
17	182	SMITH, Megan '01		HANOVER	:16:37.7	997.70
18	319	KEARNS, Ellory '01		KENNETT HS	:16:48.7	1008.70
19	329	BELLE-ISLE, Jordanna '01		KENNETT HS	:17:05.2	1025.20
20	215	SABOL, Lily '02		HOPKINTON	:17:05.5	1025.50
21	216	GOODWIN, Maria '02		LEBANON	:17:13.7	1033.70
22	256	PETERNEL, Sarah '02		KINGSWOOD	:17:13.9	1033.90
23	272	BELLEFLEUR, Sarah '02		KINGSWOOD	:17:23.9	1043.90
24	251	NELSON, Katie '02		FALL MTN	:18:01.4	1081.40
25	280	STARK, Sage '02		FALL MTN	:18:01.8	1081.80
26	198	FILLION, Abigael '01		GILFORD	:18:02.2	1082.20
27	241	TRUMMEL, Leila '01		HANOVER	:18:09.8	1089.80



PL	BIB	NAME	LOCATION	TEAM	TIME	PTS
28	237	BAER, Marliese '01		KEARSARGE	:18:14.71	1094.70
29	225	PARKER, Jordan '01		BISHOP GUERTIN	:18:17.91	1097.90
30	274	MAGNUS, Lilly '02		HOLDERNESS	:18:19.71	1099.70
31	462	STROTHER, Raven '02		INTERLAKES MT	:18:23.11	1103.10
32	275	BEATON, Madeline '02		BEDFORD	:18:29.41	1109.40
33	327	BEARS, Jenna '02		KEARSARGE	:18:29.61	1109.60
34	468	RICHER, Marlia '02		KEARSARGE	:18:29.71	1109.70
35	205	SCHMITT, Haley '02		BISHOP GUERTIN	:18:31.11	1111.10
36	228	BARNETT, Celia '02		LEBANON	:18:33.41	1113.40
37	247	CARL, Allison '02		LEBANON	:18:37.31	1117.30
38	323	PERROTTI, Madison '01		MOULTONBOROUGH	:18:42.71	1122.70
39	312	ROLLINS, Lauren '02		MOULTONBOROUGH	:18:42.81	1122.80
40	244	STROTHER, Willow '01		INTERLAKES HS	:18:44.31	1124.30
41	325	MITCHELL, Zoe '02		FALL MTN	:18:49.71	1129.70
42	278	DAVIS, Margot '01		HANOVER	:18:57.41	1137.40
43	252	EBNER, Megan '02		PLYMOUTH HS	:19:00.11	1140.10
44	261	ECKBERG, Lillian '02		HOPKINTON	:19:01.41	1141.40
45	460	HAWKES, Kathryn '02		KENNETT MS	:19:04.01	1144.00
46	741	MARCOTTE, Madelyn '02		KENNETT HS	:19:06.81	1146.80
47	702	HURLEY, Erin '02		MOULTONBOROUGH	:19:08.71	1148.70
48	298	TABER, Ashlyn '01		LEBANON	:19:16.61	1156.60
49	300	PENDERGAST, Olivia '01		INTERLAKES HS	:19:19.11	1159.10
50	729	ZIMMERMAN, Trinity '02		SOUHEGAN	:19:22.01	1162.00
51	243	COOK, Jenna '01		KEARSARGE	:19:22.51	1162.50
52	318	NICHOLS, Johanne '02		CONCORD	:19:23.41	1163.40
53	291	PETERNEL, Mary '01		KINGSWOOD	:19:24.41	1164.40
54	238	VANDEMOERE, Libby '01		PLYMOUTH HS	:19:31.61	1171.60
55	320	BEAN, Allison '02		KINGSWOOD	:19:33.61	1173.60
56	470	KLINGLER, Lilia '02		HOPKINTON	:19:39.61	1179.60
57	706	DEROSIER, Lily '01		PLYMOUTH HS	:19:41.61	1181.60
58	708	ELLMs, Madeline '02		PROFILE	:19:42.01	1182.00
59	714	WHITE, Morgan '01		INTERLAKES HS	:19:44.61	1184.60
60	750	ROSIK, Madison '02		KINGSWOOD	:19:47.81	1187.80
61	701	DUBE, Mya '02		KEARSARGE	:19:53.91	1193.90
62	761	AVERY, Madigan '01		KENNETT HS	:19:58.41	1198.40
63	253	WALSH, Shannon '01		HANOVER	:19:59.01	1199.00
64	299	GOODRICH, Maeve '01		HANOVER	:20:00.01	1200.00
65	249	FOX, Katarina '01		BISHOP GUERTIN	:20:14.91	1214.90
65	338	LEAR, Jessica '01		MOULTONBOROUGH	:20:14.91	1214.90
67	337	COOPER, Clara '02		CONCORD	:20:17.61	1217.60
68	286	CIOTTI, Sarah '01		BOW	:20:25.21	1225.20
69	265	GEHAN, Charlotte '02		BISHOP GUERTIN	:20:27.61	1227.60
70	488	CURRY, Olivia '02		KENNETT MS	:20:34.01	1234.00
71	339	JOHNSTON, Valerie '02		PLYMOUTH HS	:20:38.71	1238.70



PL	BIB	NAME	LOCATION	TEAM	TIME	PTS
72	733	HODGDON, Haley '01		PROFILE	:20:40.71	240.70
73	279	DOLCINO, Isabelle '01		BOW	:20:41.61	241.60
74	499	ORCUTT, Morgane '02		RUNDLETT	:20:44.11	244.10
75	744	EDGAR, Makenna '02		INTERLAKES HS	:20:46.91	246.90
76	789	PARISIEN, Isabella '02		DERRYFIELD	:20:52.71	252.70
77	731	COTTER, Amy '01		KENNETT HS	:20:53.11	253.10
78	723	SOULE, Elizabeth '02		KEARSARGE	:20:54.21	254.20
79	474	LYNN, Celia '02		KENNETT MS	:20:58.31	258.30
80	692	ULRICSON, Ashley '01		PLYMOUTH HS	:21:01.81	261.80
81	785	TOWERS, Ainsley '02		PLYMOUTH HS	:21:04.61	264.60
82	751	ROBERT, Gillian '01		KENNETT HS	:21:06.01	266.00
83	288	TARDIF, Chloe '01		BISHOP GUERTIN	:21:25.61	285.60
84	754	KELLY, Kate '02		KEARSARGE	:21:26.61	286.60
85	314	PARKER, Libby '01		BOW	:21:27.31	287.30
86	778	JARELL, Amelia '01		KENNETT HS	:21:31.61	291.60
87	292	LETOURNEAU, Julia '99		BEDFORD	:21:40.31	300.30
88	768	LEUCI, Ally '02		CONCORD	:21:46.11	306.10
89	452	COTRUPI, Helen '02		MOULTONBOROUGH	:21:46.71	306.70
90	719	SNYDER, Margaret '02		HANOVER	:21:47.21	307.20
91	738	MAYO, Molli '02		KEARSARGE	:21:50.81	310.80
92	326	UNTERSEE, Sophie '01		PLYMOUTH HS	:21:57.41	317.40
93	324	TOWNE, Ruby '01		BOW	:21:58.31	318.30
94	236	TRAFTON, Mary '01		BISHOP BRADY	:21:58.91	318.90
95	705	DODGE, Simonne '01		SOUHEGAN	:22:01.11	321.10
96	700	KING, Hailey '02		FALL MTN	:22:03.41	323.40
97	716	COLE-JOHNSON, Ingrid '02		PROCTOR	:22:10.31	330.30
98	315	WITHEE, Cate '00		BEDFORD	:22:23.01	343.00
99	458	WATSON, Rachel '02		FALL MTN	:22:31.41	351.40
100	755	BAKAS, Jessica '02		MOULTONBOROUGH	:22:34.91	354.90
101	760	THOMAS, Tessa '02		BOW	:22:45.11	365.10
102	762	RIVERA, Natalia '01		BOW	:22:47.81	367.80
103	283	EATON, Emily '01		AGAMENTICUS SC	:22:53.51	373.50
104	503	TWOREK, Emma '02		HOPKINTON	:22:55.51	375.50
105	728	WANDO, Caroline '02		HOPKINTON	:23:04.81	384.80
106	740	MACLACHLAN, Caroline '01		FALL MTN	:23:09.81	389.80
107	732	LUTHER-HOUGHTON, Mar '01		FALL MTN	:23:10.41	390.40
108	340	KAUFMAN, Annaliese '01		BOW	:23:14.51	394.50
109	334	GIGLIELLO-ROY, Reega '01		KEENE	:23:52.81	432.80
110	756	EGAN, Margaret '01		PROFILE	:23:57.21	437.20
111	528	RILEY, Annabelle '02		RUNDLETT	:24:09.41	449.40
112	773	HARPRING, Alyssa '02		BOW	:24:14.91	454.90
113	722	LAMM, Charlotte '02		HANOVER	:24:25.51	465.50
114	691	EASTLAND, Katherine '01		SOUHEGAN	:24:35.81	475.80
115	335	HATEM, Evelyn '02		BOW	:25:09.81	509.80



PL	BIB	NAME	LOCATION	TEAM	TIME	PTS
116	782	BROWN, Jessica '02		BOW	:25:38.21	538.20
117	322	TUCKER, Emily '01		KEENE	:25:53.11	553.10
118	475	SMITH, Brianna '02		MOULTONBOROUGH	:26:21.71	581.70
119	771	SPIOTTI, Giovanna '02		PROFILE	:26:22.91	582.90
120	790	ROBERTS, Jillian '02		BOW	:26:29.11	589.10
121	788	ALCUS, Victoria '02		MANCHESTER WEST	:27:23.41	643.40
122	303	MILLS, Natalie '01		KEENE	:27:51.51	671.50
123	543	BRYANT, Piyama '02		HOPKINTON	:28:13.51	693.50
124	551	ARMSTRONG, Charlotte '02		HOPKINTON	:29:15.91	755.90
125	770	SILVERSTEIN, Shanti '01		KEENE	:31:03.51	863.50
126	783	CLARK, Kelia '02		BEDFORD	:39:15.22	355.20

126

