



# 2011 COLLEGE CUP







































## WOMEN'S 10K

### OFFICIAL RESULTS

01/05/2011

#### TECHNICAL DATA

TD	Matt Pauli	(USA)	4 X 2.5K		
CHIEF OF RACE	Carlie Casey	(USA)	HD	44 m	TEMP
JURY MEMBERS	John Farra	(USA)	MC	37 m	AIR: -3
	Chuck Broomhall	(USA)	TC	82 m	SNOW -6
	Allan Serrano	(USA)			

PL	BIB	NAME	TEAM		TIME	PTS
1	3	HAJKOVA, Eliska	CU		33:21.9	54.0
2	37	SIEBER, Raphaela	UAF		33:26.6	53.0
3	13	CALDWELL, Sophie	DAR		33:50.5	52.0
4	22	SCHNURR, Theresia	UAF		34:44.0	51.0
5	20	PATTERSON, Caitlin	UVM		34:46.8	50.0
6	64	GLEN, Amy K	UVM		34:55.3	49.0
7	33	SODERMAN, Marie Helen	NMU		35:08.5	48.0
8	63	KULLAS, Natasha	UNH		35:12.6	47.0
9	27	GARREC, Lucy	UVM		35:16.2	46.0
10	30	CALDWELL, Isabel	DAR		35:19.6	45.0
11	105	EGAN, Laurel Clare	UNH		35:21.3	44.0
12	29	HART, Anne	DAR		35:27.8	43.0
13	50	GUINEY, Elizabeth	UNH		35:34.1	42.0
14	6	TURMAN, Christina	NMU		35:47.4	41.0
15	59	KONIECZNY, Rebecca	UAF		35:48.8	40.0
16	35	DOLAN, Kate	DU		35:54.9	39.0
17	123	CARLSON, Ase L	MSU		35:55.1	38.0
18	108	LEE, Emma J	STO		35:58.0	37.0
19	103	MILLER, Katie	UNH		35:59.5	
20	40	CROCKER, Stephanie	DAR		36:00.6	
21	70	MCCLELLAND, Jane F	UVM		36:03.9	
22	5	REID, Joanne	CU		36:11.6	36.0
23	62	DANIELS, Sarah	MTU		36:21.4	35.0
24	112	ERIKSSON, Malin	MTU		36:25.5	34.0
25	36	MARKVARDSEN, Monica	NMU		36:28.0	33.0
26	96	GRUBER, Anja	UVM		36:30.4	
27	7	TURZIAN, Alexa	CU		36:30.9	32.0
28	100	EDIC, Heather M	UAF		36:40.9	
29	172	TOFTE, Alena	HAR		36:42.6	31.0
30	117	RUPPERTSBERGER, Natalie	BAT		36:43.8	30.0
31	32	PREVOT, Corinne E	MID		36:48.3	29.0
32	55	CURRAN, Caitlin L	UVM		36:48.4	
33	52	GOLOVKINA, Olga	CBC		36:53.1	28.0
34	75	RJABOV, Marit	UAF		36:54.4	
35	66	GILL, Katie	DU		36:57.2	27.0
36	129	HART, Leah E	SCS		37:00.5	26.0
37	81	BARON, Danielle	UNH		37:01.5	
38	73	ELLIS, Libby	NMU		37:12.1	
39	44	SCHEMBER, Paige E	STO		37:14.8	25.0

01/08/2011 08:34:18 PM Rumford, Me

RESULTS by B.A.R.T.

PAGE 1

#### 2011 COLLEGE CUP WOMEN'S 10K



PL	BIB	NAME	TEAM	TIME	PTS
40	92	IZZO, Elizabeth	UNH	37:16.5	
41	61	BEAN, Anya	UNH	37:26.2	
42	93	LEVINS, Keely	MID	37:27.4	24.0
43	131	MCCLELLAND, Megan E	BAT	37:30.2	23.0
44	90	FLOWERS, Natalie	DAR	37:34.4	
45	113	LEEDS, Ellery	UVM	37:34.7	
46	67	TAYLOR, Beth	BAT	37:39.0	22.0
47	86	HETT, Erica M	GAC	37:41.4	21.0
48	57	FJELDHEIM, Ingrid	NMU	37:43.0	
49	154	GILL, Kirsten	BAT	37:44.0	
50	94	FLANDERS, Alice L	MTU	37:47.3	20.0
51	51	SIMAK, Elizabeth	STC	38:03.5	19.0
52	58	KILLIGREW, Megan	DAR	38:08.9	
53	106	ROSS, Jordyn	NMU	38:26.7	
54	68	FICHTER, Gage	UVM	38:33.5	
55	110	BREED, Elena F	DU	38:41.0	18.0
56	128	MORELAND, Amanda	SLU	38:45.4	17.0
57	76	ANDERSON, Elizabeth	CBC	38:49.3	16.0
58	157	HOAR, Kelsey C	UNH	38:50.4	
59	49	DUIJNDAM, Lynn	MTU	38:59.6	
60	85	MILLER, Anne	UNH	39:03.3	
61	83	KRAUSE, Melissa	CBC	39:03.7	15.0
62	26	MAGNUSON, Eleanor	CSS	39:10.6	14.0
63	136	SUSLA, Molly E	CBC	39:14.5	
64	84	ADAMS, Brooke	CSS	39:15.2	13.0
65	98	SELLEGREN, Gretchen	BAT	39:17.1	
66	171	MCVICAR, Danielle	UNH	39:17.4	
67	119	TAYLOR, Abigail	UNH	39:18.3	
68	116	ROLFES, Jennifer	HAR	39:20.7	12.0
69	114	MCNAMEE, Hilary	DAR	39:23.6	
70	127	RICH, Hilary	MID	39:24.0	11.0
71	155	JECH, Sierra	UNH	39:31.6	
72	121	PITNEY, Crystal	UAF	39:34.4	
73	79	KENNEDY, Esther	HAR	39:38.2	10.0
74	126	DONOHOE, Emma	CBC	40:05.6	
75	152	KNOWLES, Ingrid	BAT	40:27.6	
76	124	BURGMEIER, Danielle	GAC	40:27.7	9.0
77	130	NEWMAN, Molly	UNH	40:29.2	
78	156	ROACH, Dana M	UNH	40:31.8	
79	151	FORREST, Samantha	BAT	40:44.7	
80	144	BOYCE, Hillary C	STO	41:02.2	8.0
81	134	WHITHAM, Karmen	NMU	42:01.3	
82	162	CORNWALL, Meghan	CBC	43:35.9	
83	173	BROCKETT, Sarah V	CBC	43:47.4	
84	167	BYRNE, Adeline	HAR	44:46.1	
85	139	TOWER, Dana	MID	45:44.3	

**Did Not Finish**

PERKINS, Briana CU : 0.0

**Did Not Start**

FLOWERS, Erika DAR : 0.0

MCCLELLAND, Sophie MID : 0.0

RORABAUGH, Marisa UVM : 0.0

2011 COLLEGE CUP WOMEN'S 10K











































2011 COLLEGE CUP  
MEN'S 15K CLASSIC

OFFICIAL RESULTS

01/05/2011

TECHNICAL DATA

TD	Matt Pauli	(USA)	6 X 2.5K		
CHIEF OF RACE	Carlie Casey	(USA)	HD 44 m	TEMP	
JURY MEMBERS	John Farra	(USA)	MC 37 m	AIR: -1	
	Chuck Broomhall	(USA)	TC 82 m	SNOW -3	
	Allan Serrano	(USA)			

PL	BIB	NAME	TEAM		TIME	PTS
1	219	NORRIS, David	UAF		44:10.7	54.0
2	230	TREINEN, Alexander	UAF		44:19.6	53.0
3	233	KORNFELD, Tyler	UAF		44:48.4	52.0
4	224	BJORNSEN, Erik T	UAA		45:14.5	51.0
5	237	TARLING, Sam	DAR		45:27.4	50.0
6	206	BAANERUD, Martin	NMU		45:50.8	49.0
7	226	DOUGHERTY, Andrew	DU		46:01.4	48.0
8	228	PATTERSON, Scott	UVM		46:01.5	47.0
9	269	LIEBNER, Andy	NMU		46:10.4	46.0
10	239	KOONS, Nils	DAR		46:14.5	45.0
11	222	PLETCHER, Reid J	CU		46:21.6	44.0
12	270	SODERMAN, Erik	NMU		46:22.8	43.0
13	246	PARRY, John	UAF		46:25.3	
14	225	SCOTT, Ryan F	MSU		46:29.6	42.0
15	262	VERMEER, Gordon P	DAR		46:38.1	41.0
16	268	SOEDERSTROEM, Erik	UAF		46:58.6	
17	273	DEBOLD, Douglas	MID		47:00.2	40.0
18	249	FAGERSTROM, Erik	DAR		47:10.0	
19	275	SABO, Ray	UAF		47:23.1	
20	255	SINCLAIR, David A	DAR		47:37.0	
21	245	BOWLER, Chris	NMU		47:46.1	
22	272	BEDARD, Steven	UNH		47:51.5	39.0
23	260	BARTON, Jake	CBC		47:55.8	38.0
24	325	MANGAN, Steven	DAR		48:10.7	
25	261	HORST, Fritz	UVM		48:19.3	37.0
26	299	GESIOR, Luke M	MTU		48:24.3	36.0
27	276	LACY, Scott	DAR		48:27.0	
28	241	GRALD, Dylan	UVM		48:32.4	35.0
29	300	LUSTGARTEN, Benjamin C	MID		48:37.9	34.0
30	296	RYERSON, Anthony Iii	HAR		48:38.3	33.0
31	293	HEGMAN, Peter	UVM		48:44.6	
32	277	HOWE, Alexander	UVM		48:52.2	
33	243	FEREDAY, Wyatt	COLBY		49:00.4	32.0
34	289	BACSO, Kasey	CSS		49:05.2	30.5
34	248	BRABBIT, Jens	GAC		49:05.2	30.5
36	349	DEFRANCIS, Paco	CBC		49:10.9	29.0
37	356	SANDVIK, Sondre	MTU		49:15.3	28.0
38	320	STOCK, Christopher	HAR		49:22.5	27.0
39	318	GUINEY, Daniel	UNH		49:25.3	26.0


























01/08/2011 08:34:42 PM Rumford, Me

RESULTS by B.A.R.T.




PAGE 1

2011 COLLEGE CUP MEN'S 15K CLASSIC



PL	BIB	NAME	TEAM	TIME	PTS
40	252	MANSKE, Waylon	CSS	49:30.7	25.0
41	313	CLEMENCE, Andrew M	UNH 	49:32.6	24.0
42	368	TERKO, Adam	SLU 	49:50.9	23.0
43	352	BROWN, Rogan S		49:55.1	
44	264	DUGAN, Matthew D	MTU	50:06.4	22.0
45	271	BUETOW, Jordan	BAT 	50:15.9	21.0
46	288	LEVINS, James	MID 	50:19.7	20.0
47	323	SINGLETON, Colin	MTU 	50:25.8	
48	310	BOWMAN, Anders	GAC 	50:27.0	19.0
49	257	BRAUTIGAM, Noah	MID 	50:27.6	
50	389	HAMILTON, Alex	BAT 	50:52.0	18.0
51	364	SUPPLE, Jared S	COLBY 	50:53.8	
52	330	TALBOT, Cole	UVM 	51:07.9	
53	297	HECKER, Jeremy	CSS	51:17.1	17.0
54	401	LUSTGARTEN, Eric W	SLU 	51:18.0	16.0
55	317	SMITH, Paul	UVM 	51:19.5	
56	342	PARK, Corey	COLBY 	51:24.0	
57	337	DIXON, John	CBC 	51:28.5	
58	357	PIECHOWSKI, Brandon	STO	51:29.6	15.0
59	306	COBB, Austin	MID 	51:31.4	
60	322	ZARS, Levin	COLBY 	51:33.0	
61	338	JOHANIK, Scott	CSS	51:47.1	
62	326	JORGENSEN, Tom	STO	51:55.0	14.0
63	350	MARVINNEY, Kyle	SLU 	52:03.6	13.0
64	331	WIEGAND, Tanner	HAR 	52:06.3	12.0
65	400	COWAN, Peter	BAT 	52:42.7	11.0
66	398	BLAZAR, Jeremy	COLBY 	52:56.7	
67	250	BACSO, Mason	CSS	53:19.2	
68	339	WOODS, Sean	BAT 	54:01.8	
69	384	HUDSON, Zachary	STO	54:35.7	10.0
70	406	HAMMOND, Chase	COLBY 	54:37.5	
71	378	SPENCER, Kody	CBC 	56:14.3	
72	321	VARGO, Steven	SLU 	56:55.1	

**Did Not Finish**

CUTTS, Kevin	NMU 	: 0.0
MCFADDEN, Thomas D	NMU 	: 0.0
SJULSTAD, Petter Andre Be	MTU 	: 0.0

**Did Not Start**

PACKER, Eric	DAR 	: 0.0
SPRAGUE, Kevin P	HAR 	: 0.0

2011 COLLEGE CUP MEN'S 15K CLASSIC



**2011 COLLEGE CUP  
WOMEN'S FS SPRINT QUALIFIER**



**OFFICIAL RESULTS**

Rumford, Me  
Chisholm Ski Club

START: 09:00  
DATE: 01/08/2011  
RACE#: USSA1102-3

JURY

TECHNICAL DATA

TD	( )						
CHIEF OF RACE	( )	HD	0 m	TEMP			
JURY MEMBERS	( )	MC	0 m	AIR: 0		0.00	
	( )	TC	0 m	SNOW 0			

PL	BIB	NAME	HOME TOWN	TEAM	TIME	PLC	FINAL	PTS
SENIOR WOMEN								
1	5	CALDWELL, Sophie '90	PERU,VT	DAR	3:14.00	( 4)	2	54.00
2	46	HAJKOVA, Eliska '88	BOULDER,CO	CU	3:14.60	( 6)	4	53.00
3	21	TURMAN, Christina '88	FAIRBANKS,AK	NMU	3:18.54	( 10)	30	52.00
4	113	CARLSON, Ase L '89	BOZEMAN,MT	MSU	3:21.65	( 13)	22	51.00
5	39	CROCKER, Stephanie '90	POUGHKEEPSIE,NY	DAR	3:22.63	( 16)	23	50.00
6	33	MCNAMEE, Hilary '90	FORT FAIRFIELD,ME	DAR	3:23.29	( 20)	14	49.00
7	71	SELLEGREN, Gretchen '90	BOZEMAN,MT	BAT	3:23.33	( 21)	17	48.00
8	118	SIEBER, Raphaela '86	VOEHRENBACH,	UAF	3:25.13	( 29)	29	47.00
9	60	RJABOV, Marit '88	VORU,	UAF	3:25.46	( 30)	25	46.00
10	19	SCHNURR, Theresia '88	BUHLERTAL,	UAF	3:25.94	( 31)		44.50
10	57	YEATON, Jessica '91	ANCHORAGE,AK	MSU	3:25.95	( 32)		44.50
12	75	FJELDHEIM, Ingrid '87	MARQUETTE,MI	NMU	3:26.07	( 33)		43.00
13	120	SODERMAN, Marie Helen '87	MARQUETTE,MI	NMU	3:27.27	( 35)		42.00
14	74	FLOWERS, Erika '89	BOZEMAN,MT	DAR	3:27.37	( 36)		0.00
15	67	ELLIS, Libby '91	MINNEAPOLIS,MN	NMU	3:28.42	( 42)		0.00
16	44	REID, Joanne '92	BOULDER,CO	CU	3:28.68	( 43)		41.00
17	69	MCCLELLAND, Sophie '89	KEENE VALLEY,NY	MID	3:30.62	( 49)		40.00
18	25	KILLIGREW, Megan '91	PUTNEY,VT	DAR	3:31.14	( 53)		0.00
18	73	TURZIAN, Alexa '88	BOULDER,CO	CU	3:31.13	( 52)		39.00
20	114	GILL, Kirsten '88	LEWISTON,ME	BAT	3:31.80	( 55)		38.00
21	76	RICH, Hilary '91	ANDOVER,MA	MID	3:33.82	( 58)		37.00
22	52	KONIECZNY, Rebecca '90	FAIRBANKS,AK	UAF	3:34.49	( 60)		0.00
23	72	ROSS, Jordyn '91	MARQUETTE,MI	NMU	3:35.16	( 61)		0.00
24	55	EDIC, Heather M '91	FAIRBANKS,AK	UAF	3:35.53	( 62)		0.00
25	22	CALDWELL, Isabel '92	PERU,VT	DAR	3:36.22	( 63)		0.00
26	58	PREVOT, Corinne E '91	EAST BURKE,VT	MID	3:37.60	( 65)		35.50
26	86	DUIJNDAM, Lynn '91	HOUGHTON,MI	MTU	3:37.69	( 66)		35.50
28	99	ERIKSSON, Malin '90	HOUGHTON,MI	MTU	3:37.83	( 67)		34.00
29	48	MARKVARDSEN, Monica '91	MARQUETTE,MI	NMU	3:37.94	( 70)		0.00
30	49	RORABAUGH, Marisa '91	FAIRBANKS,AK	UVM	3:38.46	( 72)		33.00
31	78	ATTWOOD, Emily '91	Cape Elizabeth,ME	MID	3:38.61	( 73)		0.00
32	103	FLANDERS, Alice L '92	CRYSTAL,MN	MTU	3:39.07	( 74)		32.00
33	95	DANIELS, Sarah '91	HOUGHTON,MI	MTU	3:39.62	( 75)		0.00
34	28	PERKINS, Briana '89	BOULDER,CO	CU	3:41.60	( 81)		0.00
35	83	WHITHAM, Karmen '90	READSBORO,VT	NMU	3:42.35	( 82)		0.00
36	93	TOWER, Dana '90	ANCHORAGE,AK	MID	3:42.57	( 83)		0.00
37	117	MORELAND, Amanda '92	BLOOMFIELD,NY	SLU	3:43.49	( 85)		31.00
38	97	PITNEY, Crystal '90	FAIRBANKS,AK	UAF	3:46.41	( 90)		0.00
39	101	BROWN, Cate A '90	Hanover,NH	MID	3:47.02	( 91)		0.00
40	111	FORREST, Samantha '91	BOZEMAN,MT	BAT	3:52.81	( 95)		30.00
41	112	BROCKETT, Sarah V '91	RANDOLPH,NH	CBC	3:58.29	( 97)		29.00



PL	BIB	NAME	HOME TOWN	TEAM	TIME	PLC	FINAL	PTS
41								
Did Not Start								
0	34	FLOWERS, Natalie '91	BOZEMAN,MT	DAR	: 0.00	( 0)		
0	36	RUPPERTSBERGER, Natalie '89	PLAINFIELD,NH	BAT	: 0.00	( 0)		
0	41	GILL, Katie '92	DENVER,CO	DU	: 0.00	( 0)		
0	53	ANDERSON, Elizabeth '92	ETNA,NH	CBC	: 0.00	( 0)		
0	62	HART, Anne '92	STILLWATER,MN	DAR	: 0.00	( 0)		
0	65	GUINEY, Elizabeth '91	DURHAM,NH	UNH	: 0.00	( 0)		
0	81	LEVINS, Keely '90	RUTLAND,VT	MID	: 0.00	( 0)		
0	84	DONOHUE, Emma '92	WATERVILLE,ME	CBC	: 0.00	( 0)		
0	88	JORTBERG, Jessica '92	DENVER,CO	DU	: 0.00	( 0)		
0	92	DOLAN, Kate '90	DENVER,CO	DU	: 0.00	( 0)		
0	96	BREED, Elena F '92	DENVER,CO	DU	: 0.00	( 0)		
0	104	SUSLA, Molly E '91	FREEPORT,ME	CBC	: 0.00	( 0)		
0	115	KNOWLES, Ingrid '88	Cumberland,ME	BAT	: 0.00	( 0)		
0	116	KULLAS, Natasha '88	DURHAM,NH	UNH	: 0.00	( 0)		

14



**2011 COLLEGE CUP  
MEN'S FS SPRINT QUALIFIER**



**OFFICIAL RESULTS**

Rumford, Me  
Chisholm Ski Club

START: 10:00  
DATE: 01/08/2011  
RACE#: USSA1102-4

JURY

TECHNICAL DATA

TD	( )						
CHIEF OF RACE	( )	HD	0 m	TEMP			
JURY MEMBERS	( )	MC	0 m	AIR: 0		0.00	
	( )	TC	0 m	SNOW 0			

PL	BIB	NAME	HOME TOWN	TEAM	TIME	PLC	FINAL	PTS
<b>SENIOR MEN</b>								
1	224	PLETCHER, Reid J '88	BOULDER, CO	CU	2:47.94	( 6)	12	54.00
2	213	PACKER, Eric '90	HANOVER, NH	DAR	2:50.39	( 15)	8	53.00
3	345	LIEBNER, Andy '83	MARQUETTE, MI	NMU	2:51.79	( 23)	25	52.00
4	241	DEBOLD, Douglas '89	WAYZATA, MN	MID	2:52.03	( 26)	19	51.00
5	233	BUETOW, Jordan '90	LEWISTON, ME	BAT	2:52.21	( 29)	15	49.50
5	326	SJULSTAD, Petter Andre Be '88	HOUGHTON, MI	MTU	2:52.20	( 28)	28	49.50
7	206	NORRIS, David '90	FAIRBANKS, AK	UAF	2:52.55	( 32)		48.00
8	255	SCOTT, Ryan F '89	BOZEMAN, MT	MSU	2:52.99	( 36)		47.00
9	297	LEVINS, James '89	RUTLAND, VT	MID	2:53.51	( 40)		46.00
10	227	SOEDERSTROEM, Erik '86	AS,	UAF	2:53.95	( 41)		45.00
11	244	BAANERUD, Martin '86	MARQUETTE, MI	NMU	2:55.08	( 45)		44.00
12	248	DIXON, John '90	SHELBURNE, VT	CBC	2:55.55	( 47)		43.00
13	231	TARLING, Sam '90	HANOVER, NH	DAR	2:55.64	( 48)		42.00
14	279	KOONS, Nils '88	HANOVER, NH	DAR	2:55.98	( 50)		41.00
15	264	SABO, Ray '88	WHITHORSE, YT	UAF	2:56.02	( 51)		40.00
16	270	EGAN, Graham '89	Middlebury, VT	MID	2:56.53	( 53)		39.00
16	275	TREINEN, Alexander '90	FAIRBANKS, AK	UAF	2:56.58	( 54)		0.00
18	343	BEDARD, Steven '89	CHESHIRE, MA	UNH	2:57.38	( 58)		38.00
19	272	LACY, Scott '91	HANOVER, NH	DAR	2:58.19	( 64)		0.00
20	280	MANGAN, Steven '92	HANOVER, NH	DAR	2:58.72	( 66)		0.00
21	266	PARRY, John '88	WHITHORSE, YT	UAF	3:00.24	( 71)		0.00
21	286	LUSTGARTEN, Benjamin C '92	BURLINGTON, VT	MID	3:00.28	( 72)		0.00
23	257	COBB, Austin '92	PERU, VT	MID	3:00.72	( 74)		0.00
24	303	LUSTGARTEN, Eric W '92	BURLINGTON, VT	SLU	3:01.39	( 76)		37.00
25	256	MADDEN, Patrick '91	BEND, OR	MSU	3:01.80	( 81)		36.00
26	274	VERMEER, Gordon P '90	HANOVER, NH	DAR	3:01.92	( 82)		0.00
27	252	WESTESEN, Benjamin '91	BOZEMAN, MT	MSU	3:02.10	( 83)		35.00
28	243	SINCLAIR, David A '92	,	DAR	3:02.27	( 84)		0.00
29	320	TERKO, Adam '89	Shelburne, VT	SLU	3:02.51	( 86)		34.00
30	277	HAMILTON, Alex '92	LEWISTON, ME	BAT	3:02.91	( 87)		33.00
31	341	SANDVIK, Sondre '89	HOUGHTON, MI	MTU	3:03.45	( 92)		32.00
32	291	SINGLETON, Colin '89	Eagle River, AK	MTU	3:04.01	( 95)		31.00
33	316	MARVINNEY, Kyle '88	Readfield, ME	SLU	3:04.35	( 97)		30.00
34	312	GESIOR, Luke M '90	HOUGHTON, MI	MTU	3:04.73	( 99)		0.00
34	334	COWAN, Peter '91	BETHEL, ME	BAT	3:04.79	(100)		29.00
36	311	DUGAN, Matthew D '90	Waukesha, WI	MTU	3:06.87	(112)		0.00
37	340	VARGO, Steven '88	Shaftsbury, VT	SLU	3:08.68	(119)		0.00
38	346	MCFADDEN, Thomas D '89	MARQUETTE, MI	NMU	3:10.54	(123)		28.00
39	323	DEFRANCIS, Paco '91	NORWICH, VT	CBC	3:10.78	(125)		27.00
40	331	SPENCER, Kody '92	ASCUTNEY, VT	CBC	3:16.51	(133)		26.00



40

Did Not Start

0	208	KORNFIELD, Tyler '91	FAIRBANKS, AK	UAF	: 0.00	( 0)		
0	226	FAGERSTROM, Erik '90	HANOVER, NH	DAR	: 0.00	( 0)		
0	250	DOUGHERTY, Andrew '91	DENVER, CO	DU	: 0.00	( 0)		
0	265	WALLACE, Andrew C '91	DENVER, CO	DU	: 0.00	( 0)		
0	283	BARTON, Jake '91	MORRISVILLE, VT	CBC	: 0.00	( 0)		
0	294	WOODS, Sean '92	GYPSUM, CO	BAT	: 0.00	( 0)		
0	315	BRAUTIGAM, Noah '89	SHELBURNE, VT	MID	: 0.00	( 0)		
0	351	GERSTENBERGER, John '89	HANOVER, NH	DAR	: 0.00	( 0)		

8

